




STATISTICAL THINKING IN PYTHON II

Darwin's finches: A full-blown statistical analysis

Your well-equipped toolbox

- Graphical and quantitative EDA
- Parameter estimation
- Confidence interval calculation
- Hypothesis testing







The island of Daphne Major





The finches of Daphne Major



Geospiza fortis



Geospiza scandens

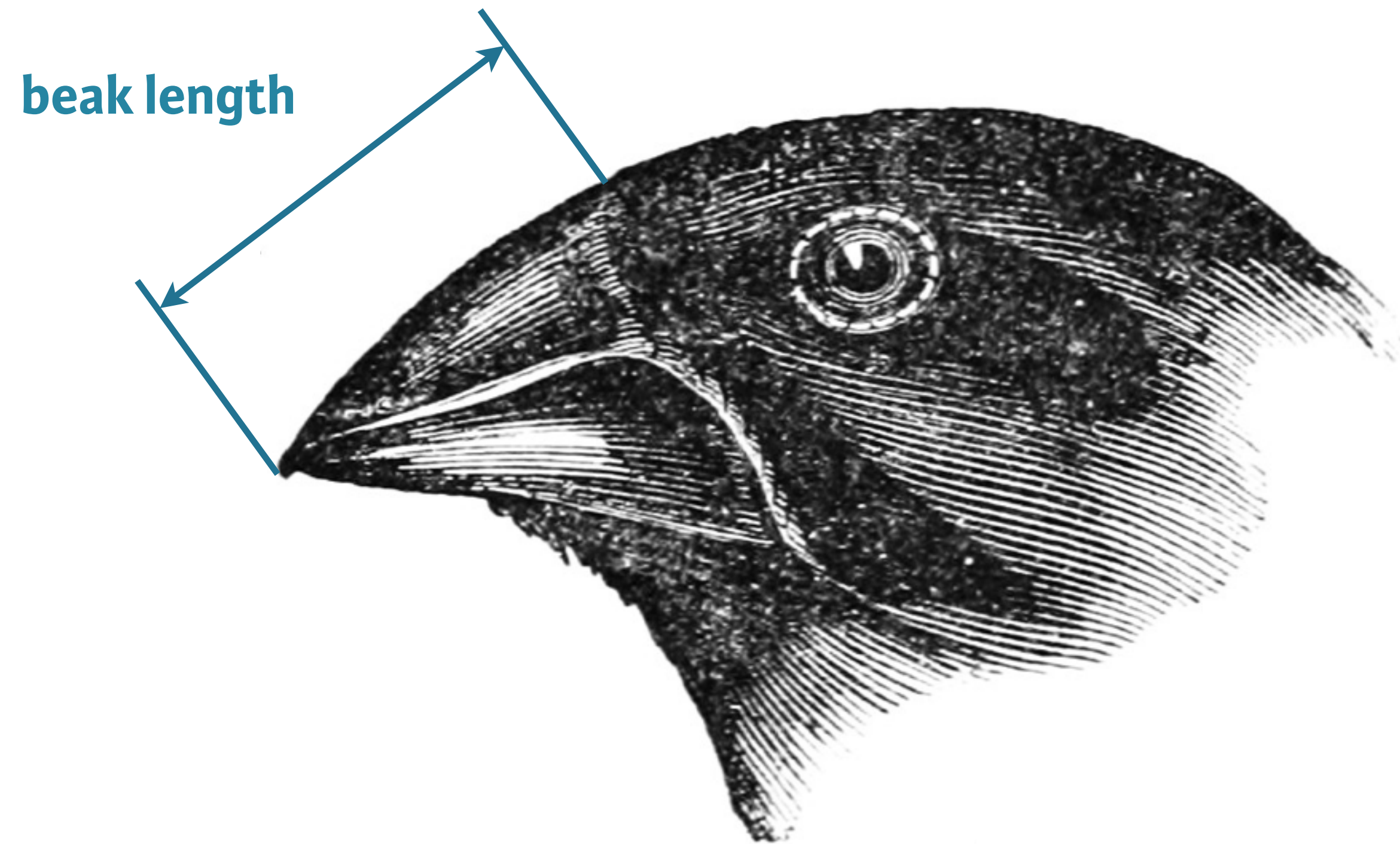


Our data source

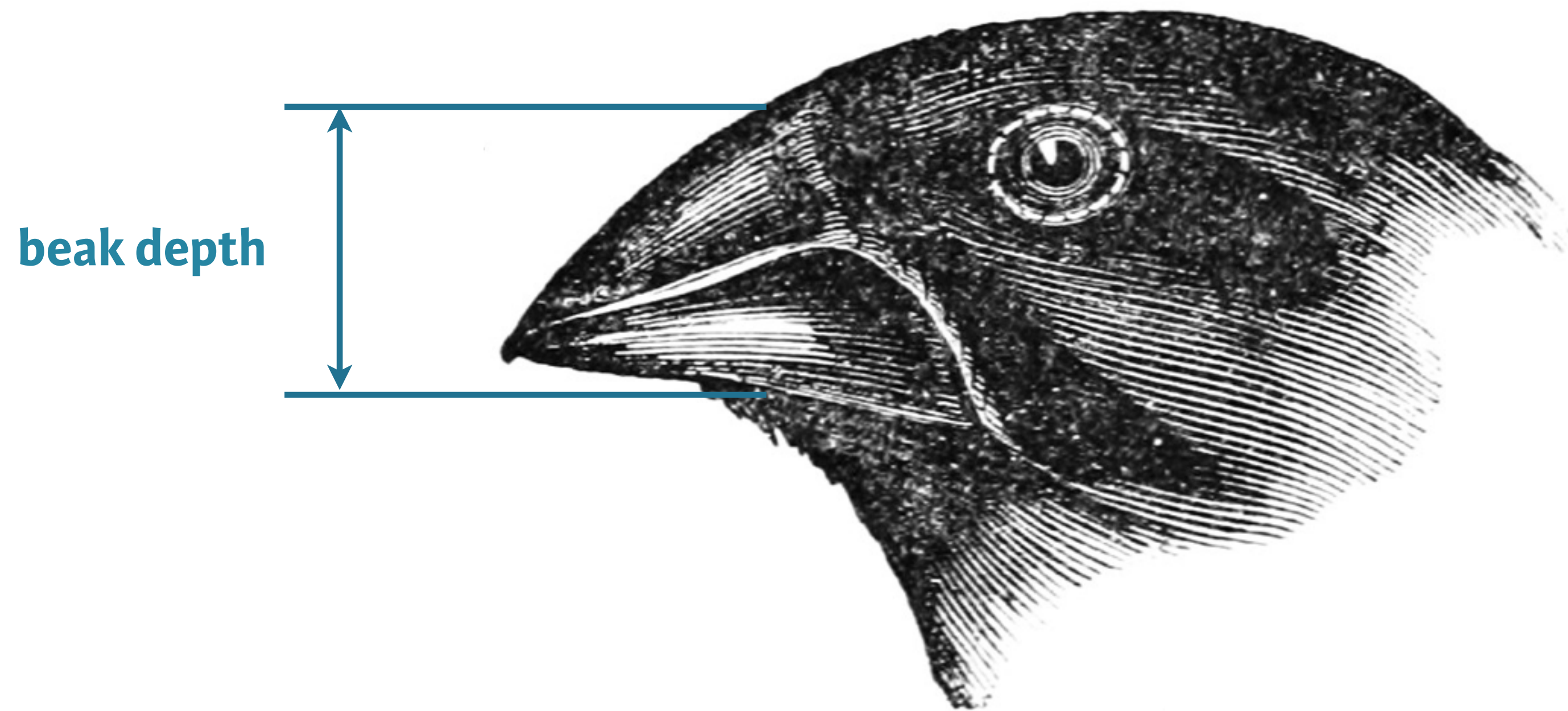
- Peter and Rosemary Grant
40 Years of Evolution: Darwin's Finches on Daphne Major Island
Princeton University Press, 2014
- Data acquired from Dryad Digital Repository
<http://dx.doi.org/10.5061/dryad.g6g3h>



The dimensions of the finch beak



The dimensions of the finch beak



Investigation of *G. scandens* beak depth

- EDA of beak depths in 1975 and 2012
- Parameter estimates of mean beak depth
- Hypothesis test: did the beaks get deeper?



STATISTICAL THINKING IN PYTHON II

Let's do it!

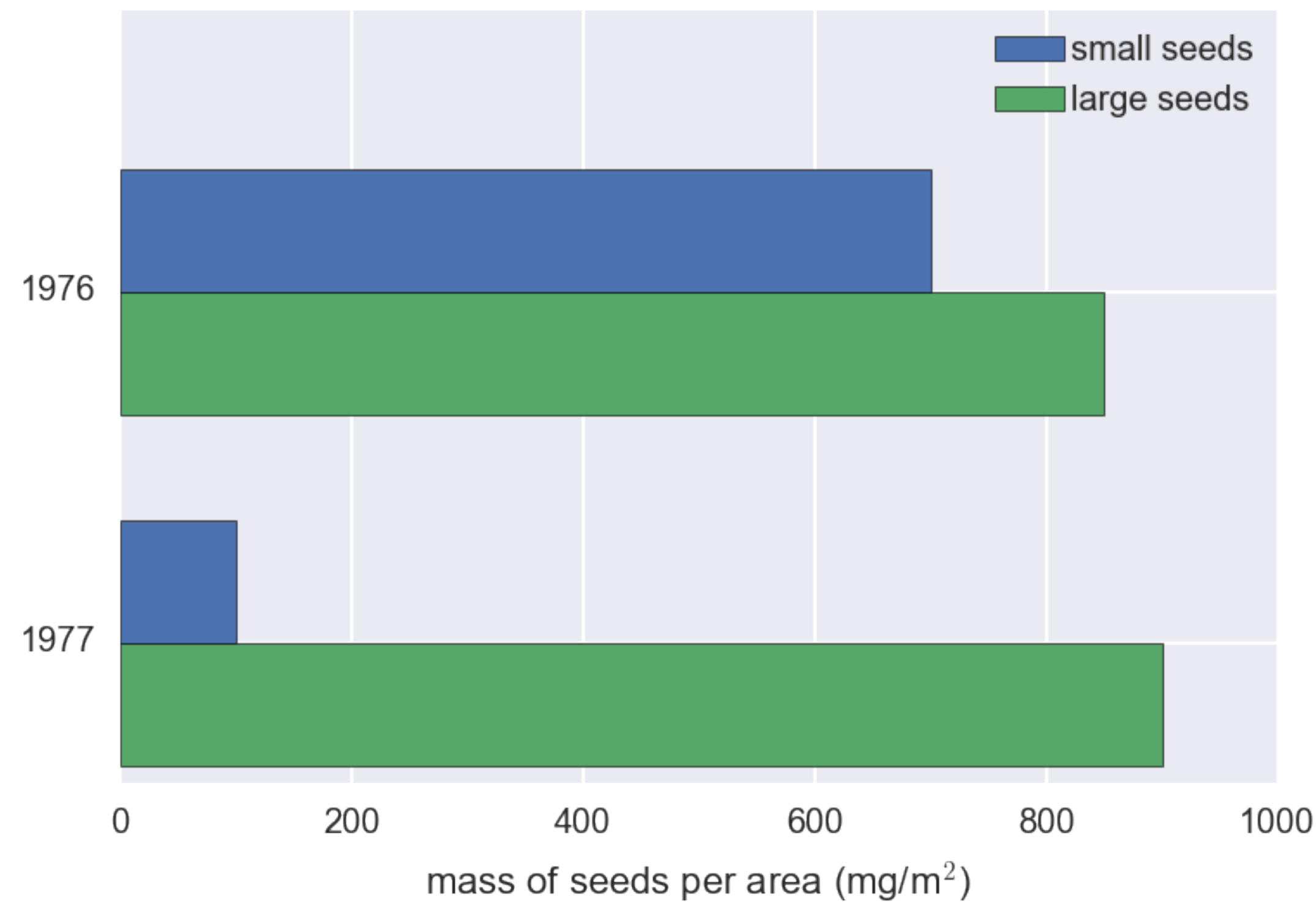


STATISTICAL THINKING IN PYTHON II


Variation in beak shapes



The drought of winter 1976/1977



Beak geometry



Hint

- `draw_bs_pairs_linreg()` will come in handy



STATISTICAL THINKING IN PYTHON II

Let's do it!



STATISTICAL THINKING IN PYTHON II

Calculation of heredity



The finches of Daphne Major



Geospiza fortis



Geospiza scandens



Heredity

- The tendency for parental traits to be inherited by offspring



STATISTICAL THINKING IN PYTHON II

Let's do it!



STATISTICAL THINKING IN PYTHON II

Final thoughts

Your statistical thinking skills

- Perform EDA
 - Generate effective plots like ECDFs
 - Compute summary statistics
- Estimate parameters
 - By optimization, including linear regression
 - Determine confidence intervals
- Formulate and test hypotheses



STATISTICAL THINKING IN PYTHON II

Bon voyage!