

Character search for MS Office files "Mojigrep" [Ver e1.4]

This tool searches for multiple search terms specified for the Word, Excel, PowerPoint files below the specified folder and displays the detailed location.

(1) Features

Feature 1: Detailed display of where the specified search term is located. Especially in the case of a Word file, the chapter that contains the search term is also displayed.

Feature 2: Search for text and comments in figures.

Feature 3: The following two search options are available. This allows you to display only the characters you want to search for more accurately.

- Distinguish between uppercase and lowercase letters, half-width and full-width [Do not use fuzzy search]
- If the search term is a number, if the character adjacent to the number in the search term is a number, exclude it from the results

Feature 4: Double-click any line in the search result to jump to the corresponding part of the file.

Feature 5: Because it is an Excel macro enabled book file, it can be used immediately on a PC with Excel installed. Also, the execution result

can be organized by using the filter function which is a standard Excel function.

Feature 6: "Search by value" of Excel standard function cannot search for hidden cells, but this macro file can search.

#	A	B	C	D	E	F	G	H
1	Number	Search word	Path name	File name	Chapter/Sheet/Shape name	Page	Row/Cell number	value
2	1	123	sample	sample1.docx		3	17	1123
3	1	123	sample	sample1.docx		-	18	34512351
4	1	123	sample	sample1.xlsx	Sheet1	-	A5	123XYZ
5	1	123	sample	sample1.xlsx	Sheet1	-	A7	123XYZ
6	1	123	sample	sample1.xlsx	(Sheet2)	-	C4	123
7	1	123	sample	sample1.csv	sample1	-	C4	123
8	1	123	sample	sample1.txt	sample1	-	3	5123
9	1	123	sample	sample1.pptx	Table 8(ID:4)	2	2,3	1235
10	1	123	sample	sample1.pptx	Table 8(ID:4)	2	1,3	123
11	1	123	sample	sample1.pptx	Rectangle 8(ID:7)	3	1	10123
12	2	ABC	sample	sample1.docx		3	13	ABC
13	2	ABC	sample	sample1.docx		3	14	abc
14	2	ABC	sample	sample1.docx		3	15	abc
15	2	ABC	sample	sample1.docx		3	9(Comment)	XYZABC [Target sentence:文文文文文文文文文文文文文文]
16	2	ABC	sample	sample1.docx		3	11(Comment)	Abc<大文字・小文字区別> [Target sentence:さしすせそ]
17	2	ABC	sample\Subfolder	sample1.docx		1	1	ABCサブフォルダ以下のファイルに対しても検索可能です
18	2	ABC	sample	sample1.xlsx	Sheet1	-	A9(Shape)	ABCEFG
19	2	ABC	sample	sample1.xlsx	Sheet1	-	A14(Comment)	12ABC3456 [Target sentence:コメントあり]
20	2	ABC	sample	sample1.xlsx	(Sheet2)	-	B3	abc
21	2	ABC	sample\Subfolder	sample1.xlsx	Sheet1	-	B2	1ABCサブフォルダ以下のファイルに対しても検索可能です
22	2	ABC	sample	sample1.csv	sample1	-	D5	ABC
23	2	ABC	sample	sample1.txt	sample1	-	4	ABC
24	2	ABC	sample	sample1.pptx	Title 1(ID:2)	1	1	ABC(1)
25	2	ABC	sample	sample1.pptx	Title 1(ID:2)	1	2	ABC(2)【仕様1】
26	2	ABC	sample	sample1.pptx	Subtitle 2(ID:3)	1	1	abcDEF
27	2	ABC	sample	sample1.pptx	Comment(ID:0)	2	4,4	ABC
28	2	ABC	sample	sample1.pptx	Comment(ID:0)	2	4,4	Abc<大文字・小文字チェック>
29	2	ABC	sample	sample1.pptx	Rectangle 8(ID:6)	3	1	ABCDE
30	2	ABC	sample\Subfolder	sample1.pptx	Title 1(ID:2)	1	1	ABCサブフォルダ以下のファイルに対しても検索可能です

An example of "execution"

(2) Supported file

- Microsoft Word(*.doc*)
- Microsoft Excel(*.xls*)
- Microsoft PowerPoint(*.ppt*)
- csv file(.csv)
- txt file(Extension set by user)

If Word and PowerPoint are not installed, files for each application are automatically excluded from the search.

(3) Function limitation

It is limited to the following functions.

- Search up to the lowest subfolder of the specified folder.
- Exclude folders without access right from search.
- Exclude files with security warning or reading error from search and output excluded file names on "Read fail list" sheet.
(Results will be output to the "Result" sheet except those on the "Read fail list" sheet)
- For Excel files, it is searched by "Search by value".
- For Excel files, exclude hidden cells of protected sheets from searching.
- It does not correspond to character search in SMARTART shape
- Due to the specification problem of Word due to the search for Word file, the acquisition of the number of lines of the page where the table of Word file exists is shifted several lines.

(4) Preparation for setting

• Enable macros

If the macro can not be executed due to the security level, change the security level and allow macro execution.

• Design mode OFF (normally OFF)

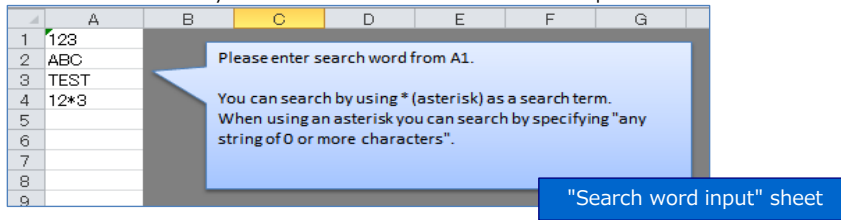
If you can not press the "Search" button, display the "Development" tab on the ribbon and turn off the design mode.

(5) How to use

I prepare "sample data" folder for search sample data. Please try the actual movement of this tool with that folder.

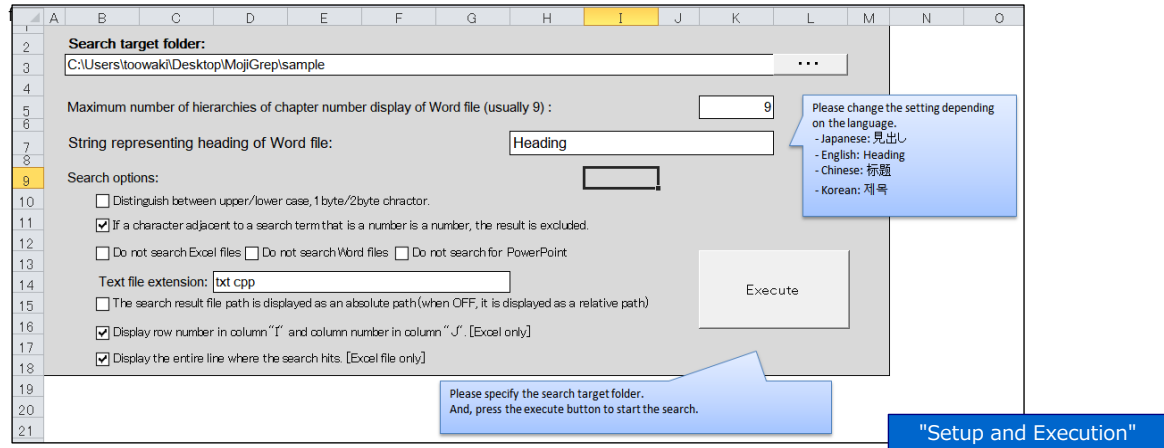
(5-1) Setting of search term

Please enter the word you want to search on the "Search word input" sheet in order from the top of column A.



(5-2) Designation of search target folder

Please press the "..." button on the "Setup and Execution" sheet and enter the folder you want to search in the search target



(5-3) Hierarchical setting of chapter number display of Word file

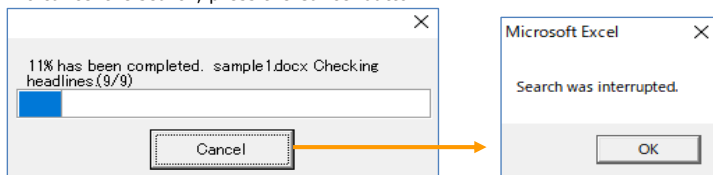
Normally you do not need to change it.

If you want to adjust the hierarchical display of the chapter number of the Word file, please change the number in "Maximum number of floor of Word file chapter number display" on "Setting and Execution" sheet. Normally set number is 9. If you want to display only the lowest chapter, set 1 to display only the lowest layer.

(5-4) Execute search

Start search by pressing the search execution button on the "Setup and Execution" sheet.

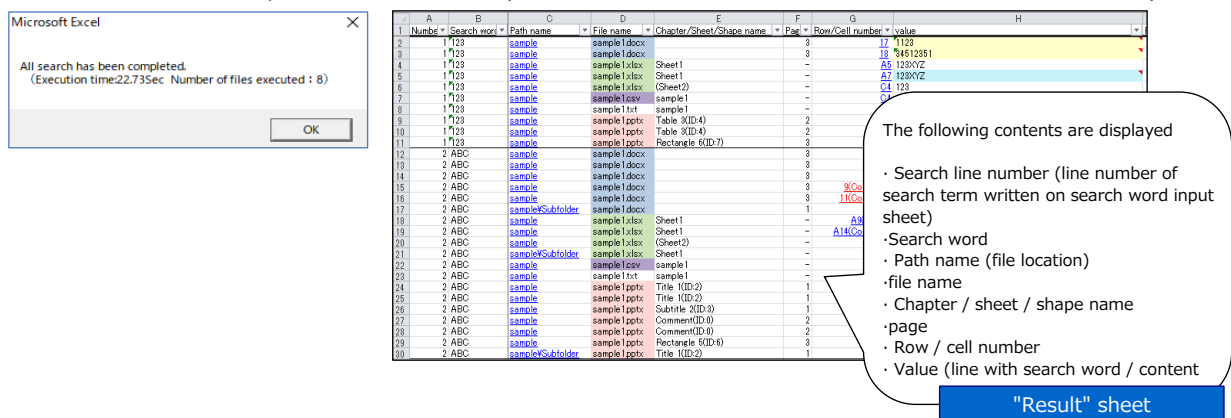
To cancel the search, press the Cancel button.



(5-5) Result

When execution is completed, a message box like the one shown below will be displayed.

The search result is output on the "Result" sheet. (Note that ※ "Result" sheet will be deleted each time search is executed)



(5-6) Jump to link destination

① Jump by VBA: Double click on the result on "Result" sheet, open the file of the selected line and move the cursor to the corresponding part. However, the text file does not jump to the link destination.

This jump function is done by the VBA listed on the "Execution Results" sheet. Therefore, even if you copy the execution result sheet, it works.

② Jumping with hyperlink: Jumping by hyperlink is prepared for those who do not want to copy VBA.

The blue hyperlink is linked to the specified part of the file and the red hyperlink is linked to the beginning of the file.

(6) Unit of Value of Search Result

Word, PowerPoint, text file: Line by line

Even if there are multiple same search words on one line, only one is output to the result.

Excel : Cell by cell

Even if one cell has the same search term, only one is output to the result

(7) Operating environment

xcel2007、Excel2010、Excel2013、Excel2016

(8) Terms of use

This program is freeware. toowaki has copyright.

Please reprint freely. Also, please do not alter or change this software.

(9) Disclaimer

Regardless of the damage caused by using this program, the author is not involved at all.

Please use this program at your own risk.

(10) Contact

If you have any requests, please email toowaki.fc2@gmail.com.

(11)History

Ver	Contents	Date	Editor
0.1	Newly created	2014/08/03	toowaki
e1.0	Release English version(= Japanese version V3.8)	2018/07/16	
e1.1	Since the result after 32767 was not displayed, the program was corrected.(= Japanese version V3.12)	2019/9/14	
e1.2	The relative path is generated regardless of the case of the file path. For example, C: and c: are considered the same.(= Japanese version V3.13)	2019/9/22	
e1.3	- Added the function to display the row and column numbers. [Excel file only] - Added the function to display the entire line where the search hits. [Excel file only]	2020/7/4	
e1.4	- Added support for searching network folders.	2022/2/11	