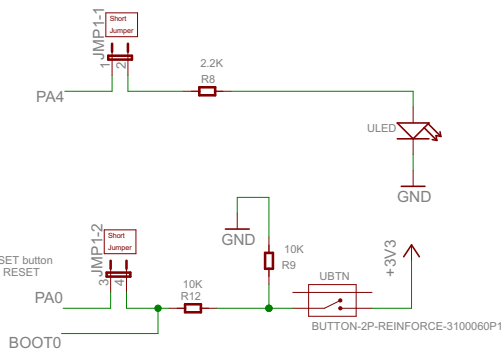
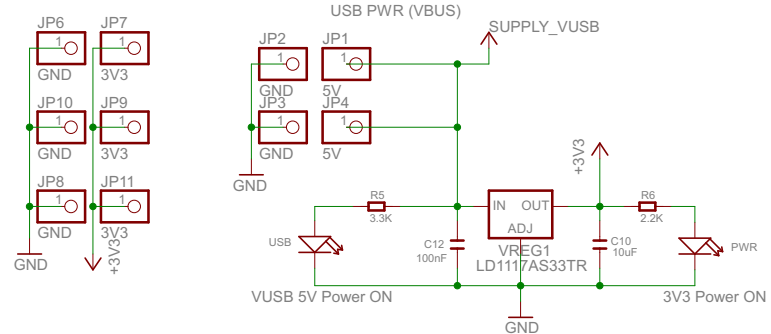


### User LED & User Button



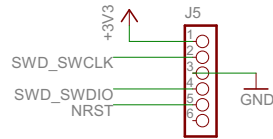
BOOT USB DFU:  
1) Press UBTN button then Press RESET button  
2) Keep pressing UBTN then Release RESET  
3) Wait 1s then Release UBTN

Power Pins + Power Supply LD1117 (3.3V)

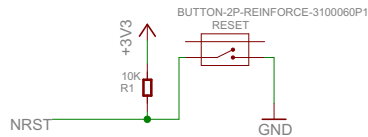


HydraBus (C) Benjamin VERNOUX  
http://hydrabus.com

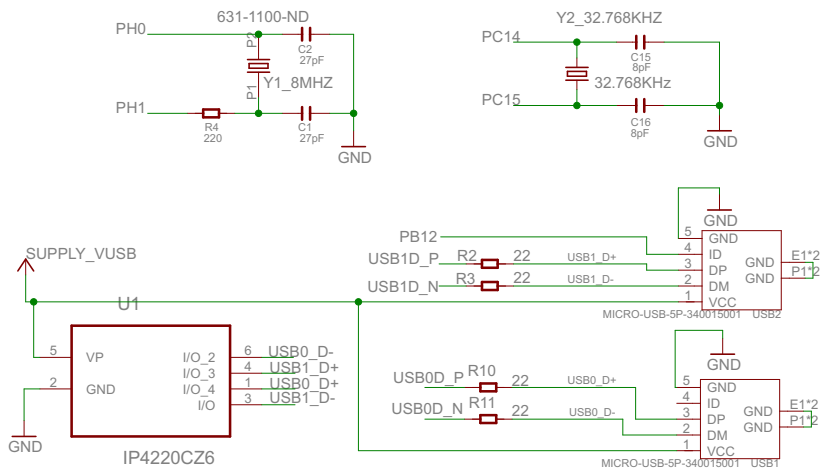
## Debugging



## Reset



## MISC



Note:  
It is no recommended to connect  
USB Shield to GND.  
Like defined in [http://www.ftdichip.com/Support/Documents/AppNotes/AN232B-06\\_11.pdf](http://www.ftdichip.com/Support/Documents/AppNotes/AN232B-06_11.pdf)

## MCU / IO stuff

