

<WA1/>

2020

JavaScript (Part 1)

“The” language of the Web

Enrico Masala

Fulvio Corno

JS

JavaScript

Cheat Sheet

JS

Programming Language of Web

Number()

PROPERTIES

- .POSITIVE_INFINITY** +∞ equivalent
- .NEGATIVE_INFINITY** -∞ equivalent
- .MAX_VALUE** largest positive value
- .MIN_VALUE** smallest positive value
- .EPSILON** diff between 1 & smallest >1
- .NaN** not-a-number value

METHODS

- .toExponential(*dec*)** exp. notation
- .toFixed(*dec*)** fixed-point notation
- .toPrecision(*n*)** change precision
- .isFinite(*n*)** check if number is finite
- .isInteger(*n*)** check if number is int.
- .isNaN(*n*)** check if number is NaN
- .parseInt(*s*, *radix*)** string to integer
- .parseFloat(*s*, *radix*)** string to float

Regex()

PROPERTIES

- .lastIndex** index to start global regexp
- .flags** active flags of current regexp
- .global** flag g (search all matches)
- .ignoreCase** flag i (match lower/upper)
- .multiline** flag m (match multiple lines)
- .sticky** flag y (search from lastIndex)
- .unicode** flag u (enable unicode feat.)
- .source** current regexp (w/o slashes)

METHODS

- .exec(*str*)** exec search for a match
- .test(*str*)** check if regexp match w/str

CLASSES

- .** any character
- \d** digit [0-9]
- \D** no digit [^0-9]
- \w** any alphanumeric char [A-Za-z0-9_]
- \W** no alphanumeric char [^A-Za-z0-9_]
- \s** any space char (space, tab, enter...)
- \S** no space char (space, tab, enter...)
- \xN** char with code *N*
- \uN** char with unicode *N*
- \0** NUL char

CHARACTER SETS OR ALTERNATION

- [abc]** match any character set
- [^abc]** match any char. set not enclosed
- a|b** match a or b

BOUNDARIES

- ^** begin of input
- \$** end of input
- \b** zero-width word boundary
- \B** zero-width non-word boundary

GROUPING

- (*x*)** capture group
- (?:*x*)** no capture group
- \n** reference to group *n* captured

QUANTIFIERS

- *** preceding *x* 0 or more times {0,}
- +** preceding *x* 1 or more times {1,}
- ?** preceding *x* 0 or 1 times {0,1}
- {*n*}** *n* occurrences of *x*
- {*n*,}** at least *n* occurrences of *x*
- {*n*,*m*}** between *n* & *m* occurrences of *x*

ASSERTIONS

- x(=?y)** *x* (only if *x* is followed by *y*)
- x(?!y)** *x* (only if *x* is not followed by *y*)

String()

PROPERTIES

- .length** string size

METHODS

- .charAt(*index*)** char at position
- .charCodeAt(*index*)** unicode at pos.
- .fromCharCode(*n1*, *n2*...)** code to char
- .concat(*str1*, *str2*...)** combine text
- .startsWith(*str*, *size*)** check beginning
- .endsWith(*str*, *size*)** check ending
- .includes(*str*, *from*)** include substring?
- .indexOf(*str*, *from*)** find substr index
- .lastIndexOf(*str*, *from*)** find from end
- .search(*regex*)** search & return index
- .localeCompare(*str*, *locale*, *options*)**
- .match(*regex*)** matches against string
- .repeat(*n*)** repeat string *n* times
- .replace(*str|regex*, *newstr|func*)**
- .slice(*ini*, *end*)** str between ini/end
- .substr(*ini*, *len*)** substr of len length
- .substring(*ini*, *end*)** substr fragment
- .split(*sep|regex*, *limit*)** divide string
- .toLowerCase()** string to lowercase
- .toUpperCase()** string to uppercase
- .trim()** remove space from begin/end
- .raw()** template strings with \$*vars*

Array()

PROPERTIES

- .length** number of elements

METHODS

- .isArray(*obj*)** check if obj is array
- .includes(*obj*, *from*)** include element?
- .indexOf(*obj*, *from*)** find elem. index
- .lastIndexOf(*obj*, *from*)** find from end
- .join(*sep*)** join elements w/separator
- .slice(*ini*, *end*)** return array portion
- .concat(*obj1*, *obj2*...)** return joined array

MODIFY SOURCE ARRAY METHODS

- .copyWithin(*pos*, *ini*, *end*)** copy elems
- .fill(*obj*, *ini*, *end*)** fill array with obj
- .reverse()** reverse array & return it
- .sort(*cf(a,b)*)** sort array (unicode sort)
- .splice(*ini*, *del*, *o1*, *o2*...)** del&add elem

ITERATION METHODS

- .entries()** iterate key/value pair array
- .keys()** iterate only keys array
- .values()** iterate only values array

CALLBACK FOR EACH METHODS

- .every(*cb(e,i,a)*, *arg*)** test until false
- .some(*cb(e,i,a)*, *arg*)** test until true
- .map(*cb(e,i,a)*, *arg*)** make array
- .filter(*cb(e,i,a)*, *arg*)** make array w/true
- .find(*cb(e,i,a)*, *arg*)** return elem w/true
- .findIndex(*cb(e,i,a)*, *arg*)** return index
- .forEach(*cb(e,i,a)*, *arg*)** exec for each
- .reduce(*cb(p,e,i,a)*, *arg*)** accumulative
- .reduceRight(*cb(p,e,i,a)*, *arg*)** from end

ADD/REMOVE METHODS

- .pop()** remove & return last element
- .push(*o1*, *o2*...)** add element & return length
- .shift()** remove & return first element
- .unshift(*o1*, *o2*...)** add element & return len

no own properties or methods

Boolean()

PROPERTIES

- .length** return number of arguments
- .name** return name of function
- .prototype** prototype object

METHODS

- .call(*newthis*, *arg1*, *arg2*...)** change *this*
- .apply(*newthis*, *arg1*)** with args array
- .bind(*newthis*, *arg1*, *arg2*...)** bound func

Function()

PROPERTIES

- .length** return number of arguments
- .name** return name of function
- .prototype** prototype object

METHODS

- .call(*newthis*, *arg1*, *arg2*...)** change *this*
- .apply(*newthis*, *arg1*)** with args array
- .bind(*newthis*, *arg1*, *arg2*...)** bound func

number

NaN (not-a-number)

string

boolean (true/false)

array

date

regular expression

function

object

undefined

only available on ECMAScript 6

static (ex: Math.random())

non-static (ex: new Date().getDate())

argument required

argument optional

CodeMirror

POLITECNICO
DI TORINO

Applicazioni Web I - Web Applications I - 2019/2020

Number()

PROPERTIES

- POSITIVE_INFINITY** +∞ equivalent
- NEGATIVE_INFINITY** -∞ equivalent
- MAX_VALUE** largest positive value
- MIN_VALUE** smallest positive value
- EPSILON** diff between 1 & smallest >1
- NaN** not-a-number value

METHODS

- toExponential(dec)** exp. notation
- toFixed(dec)** fixed-point notation
- toPrecision(p)** change precision
- isFinite(n)** check if number is finite
- isInteger(n)** check if number is int.
- isNaN(n)** check if number is NaN
- parseFloat(s, radix)** string to integer
- parseFloat(s, radix)** string to float

RegExp()

PROPERTIES

- lastIndex** index to start global regexp
- flags** active flags of current regexp
- global** flag g (search all matches)
- ignoreCase** flag i (match lower/upper)
- multiline** flag m (match multiple lines)
- sticky** flag y (search from lastIndex)
- unicode** flag u (enable unicode feat.)
- source** current regexp (w/o slashes)

METHODS

- exec(str)** exec search for a match
- test(str)** check if regexp match w/str

CLASSES

- any** character **\t** tabulator
- \d** digit [0-9] **\r** carriage return
- \D** no digit [^0-9] **\n** line feed
- \w** any alphanumeric char [A-Za-z0-9_]
- \W** no alphanumeric char [^A-Za-z0-9_]
- \s** any space char (space, tab, enter...)
- \S** no space char (space, tab, enter...)
- \xN** char with code **N** **\b** backspace
- \uN** char with unicode **N** **\0** NUL char

CHARACTER SETS OR ALTERNATION

- [abc]** match any character set
- [^abc]** match any char. set not enclosed
- a|b** match a or b

BOUNDARIES

- ^** begin of input **\$** end of input
- \b** zero-width word boundary
- \B** zero-width non-word boundary

GROUPING

- (x)** capture group **(?:x)** no capture group
- \n** reference to group **n** captured

QUANTIFIERS

- *** preceding **x** 0 or more times {0,}
- +** preceding **x** 1 or more times {1,}
- ?** preceding **x** 0 or 1 times {0,1}
- {n}** **n** occurrences of **x**
- {n,}** at least **n** occurrences of **x**
- {n,m}** between **n** & **m** occurrences of **x**

ASSERTIONS

- ?(?=y)** **x** (only if **x** is followed by **y**)
- ?(!y)** **x** (only if **x** is not followed by **y**)

String()

PROPERTIES

- length** string size

METHODS

- charAt(index)** char at position
- charCodeAt(index)** unicode at pos.
- fromCharCode(n1, n2,...)** code to char
- concat(str1, str2,...)** combine text
- startsWith(str, size)** check beginning
- endsWith(str, size)** check ending
- includes(str, from)** include substring?
- indexOf(str, from)** find substr index
- lastIndexOf(str, from)** find from end
- search(regex)** search & return index
- localeCompare(str, locale, options)**
- match(regex)** matches against string
- repeat(n)** repeat string **n** times
- replace(str/regex, newstr/func)**
- slice(ini, end)** str between ini/end
- substr(ini, len)** substr of len length
- substring(ini, end)** substr fragment
- toLowerCase()** string to lowercase
- toUpperCase()** string to uppercase
- trim()** remove space from begin/end
- raw()** template strings with **\$**{vars}

Date()

METHODS

- UTC(y, m, d, h, i, s, ms)** timestamp
- now()** timestamp of current time
- parse(str)** convert str to timestamp
- setTime(ts)** set UNIX timestamp
- getTime()** return UNIX timestamp

UNIT SETTERS (ALSO: setUTC() methods)

- setFullYear(y, m, d)** set year (yyyy)
- setMonth(m, d)** set month (0-11)
- setDate(d)** set day (1-31)
- setHours(h, m, s, ms)** set hour (0-23)
- setMinutes(m, s, ms)** set min (0-59)
- setSeconds(s, ms)** set sec (0-59)
- setMilliseconds(ms)** set ms (0-999)

UNIT GETTERS (ALSO: getUTC() methods)

- getDate()** return day (1-31)
- getDay()** return day of week (0-6)
- getMonth()** return month (0-11)
- getFullYear()** return year (yyyy)
- getHours()** return hour (0-23)
- getMinutes()** return minutes (0-59)
- getSeconds()** return seconds (0-59)
- getMilliseconds()** return ms (0-999)

LOCALE & TIMEZONE METHODS

- getTimezoneOffset()** offset in mins
- toLocaleDateString(locale, options)**
- toLocaleTimeString(locale, options)**
- toLocaleString(locale, options)**
- toUTCString()** return UTC date
- toString()** return American date
- toTimeString()** return American time
- toISOString()** return ISO8601 date
- toJSON()** return date ready for JSON

Array()

PROPERTIES

- length** number of elements

METHODS

- isArray(obj)** check if obj is array
- includes(obj, from)** include element?
- indexOf(obj, from)** find elem. index
- lastIndexOf(obj, from)** find from end
- join(sep)** join elements w/separator
- slice(ini, end)** return array portion
- concat(obj1, obj2,...)** return joined array

MODIFY SOURCE ARRAY METHODS

- copyWithin(pos, ini, end)** copy elems
- fill(obj, ini, end)** fill array with obj
- reverse()** reverse array & return it
- sort(cf(a,b))** sort array (unicode sort)
- splice(ini, del, o1, o2,...)** del&add elem

ITERATION METHODS

- entries()** iterate key/value pair array
- keys()** iterate only keys array
- values()** iterate only values array

CALLBACK FOR EACH METHODS

- every(cb(e,i,a), arg)** test until false
- some(cb(e,i,a), arg)** test until true
- map(cb(e,i,a), arg)** make array
- filter(cb(e,i,a), arg)** make array w/true
- find(cb(e,i,a), arg)** return elem w/true
- findIndex(cb(e,i,a), arg)** return index
- forEach(cb(e,i,a), arg)** exec for each
- reduce(cb(p,e,i,a), arg)** accumulative
- reduceRight(cb(p,e,i,a), arg)** from end

ADD/REMOVE METHODS

- pop()** remove & return last element
- push(o1, o2,...)** add element & return length
- shift()** remove & return first element
- unshift(o1, o2,...)** add element & return len

Boolean()

no own properties or methods

Function()

PROPERTIES

- length** return number of arguments
- name** return name of function
- prototype** prototype object

METHODS

- call(newthis, arg1, arg2,...)** change **this**
- apply(newthis, arg1)** with args array
- bind(newthis, arg1, arg2,...)** bound func

number **NaN** (not-a-number) **date** regular expression **string** **boolean** (true/false) **object** **array** **undefined**

only available on ECMAScript 6

- static** (ex: Math.random())
- non-static** (ex: new Date().getDate())

argument required **argument** optional

Math

PROPERTIES

- E** Euler's constant
- LN2** natural logarithm of 2
- LN10** natural logarithm of 10
- LOG2E** base 2 logarithm of E
- LOG10E** base 10 logarithm of E
- PI** ratio circumference/diameter
- SQRT1_2** square root of 1/2
- SQRT2** square root of 2

METHODS

- abs(x)** absolute value
- cbrt(x)** cube root
- clz32(x)** return leading zero bits (32)
- exp(x)** return e^x
- expm1(x)** return e^x-1
- hypot(x1, x2,...)** length of hypotenuse
- imul(a, b)** signed multiply
- log(x)** natural logarithm (base e)
- log1p(x)** natural logarithm (1+x)
- log10(x)** base 10 logarithm
- log2(x)** base 2 logarithm
- max(x1, x2,...)** return max number
- min(x1, x2,...)** return min number
- pow(base, exp)** return base^{exp}
- rand()** float random number [0,1)
- sign(x)** return sign of number
- sqrt(x)** square root of number

ROUND METHODS

- ceil(x)** superior round (smallest)
- floor(x)** inferior round (largest)
- fround(x)** nearest single precision
- round(x)** round (nearest integer)
- trunc(x)** remove fractional digits

TRIGONOMETRIC METHODS

- acos(x)** arccosine
- acosh(x)** hyperbolic arccosine
- asin(x)** arcsine
- asinh(x)** hyperbolic arcsine
- atan(x)** arctangent
- atan2(x, y)** arctangent of quotient x/y
- atanh(x)** hyperbolic arctangent
- cos(x)** cosine
- cosh(x)** hyperbolic cosine
- sin(x)** sine
- sinh(x)** hyperbolic sine
- tan(x)** tangent
- tanh(x)** hyperbolic tangent

JSON

METHODS

- parse(str, tf(k,v))** parse string to object
- stringify(obj, repl(wl, sp))** convert to str

Error()

PROPERTIES

- name** return name of error
- message** return description of error

Object()

PROPERTIES

- constructor** return ref. to object func.

METHODS

- assign(dst, src1, src2,...)** copy values
- create(proto, prop)** create obj w/prop
- defineProperties(obj, prop)**
- defineProperty(obj, prop, desc)**
- freeze(obj)** avoid properties changes
- getOwnPropertyDescriptor(obj, prop)**
- getOwnPropertyNames(obj)**
- getOwnPropertySymbols(obj)**
- getPrototypeOf(obj)** return prototype
- is(val1, val2)** check if are same value
- isExtensible(obj)** check if can add prop
- isFrozen(obj)** check if obj is frozen
- isSealed(obj)** check if obj is sealed
- keys(obj)** return only keys of object
- preventExtensions(obj)** avoid extend
- seal(obj)** prop are non-configurable
- setPrototypeOf(obj, prot)** change prot

INSTANCE METHODS

- hasOwnProperty(prop)** check if exist
- isPrototypeOf(obj)** test in another obj
- propertyIsEnumerable(prop)**
- toString()** return equivalent string
- toLocaleString()** return locale version
- valueOf()** return primitive value

Promise()

METHODS

- all(obj)** return promise
- catch(onRejected(s))** = **.then(undef,s)**
- then(onFulfilled(v), onRejected(s))**
- race(obj)** return greedy promise (res/rej)
- resolve(obj)** return resolved promise
- reject(reason)** return rejected promise

Proxy()

METHODS

- apply(obj, arg, arglist)** trap function call
- construct(obj, arglist)** trap new oper
- defineProperty(obj, prop, desc)**
- deleteProperty(obj, prop)** trap delete
- enumerate(obj)** trap for...in
- get(obj, prop, rec)** trap get property
- getOwnPropertyDescriptor(obj, prop)**
- getPrototypeOf(obj)**
- has(obj, prop)** trap in operator
- ownKeys(obj)**
- preventExtensions(obj)**
- set(obj, prop, value)** trap set property
- setPrototypeOf(obj, proto)**

globals

METHODS

- eval(str)** evaluate javascript code
- isFinite(obj)** check if is a finite number
- isNaN(obj)** check if is not a number
- parseInt(s, radix)** string to integer
- parseFloat(s, radix)** string to float
- encodeURIComponent(URI)** = to %3D
- decodeURIComponent(URI)** %3D to =

Set()

PROPERTIES

- size** return number of items

METHODS

- add(item)** add item to set
- has(item)** check if item exists
- delete(item)** del item & return if del
- clear()** remove all items from set

ITERATION METHODS

- entries()** iterate items
- values()** iterate only value of items

CALLBACK FOR EACH METHODS

- forEach(cb(e,i,a), arg)** exec for each

Map()

PROPERTIES

- size** return number of elements

METHODS

- set(key, value)** add pair key=value
- get(key)** return value of key
- has(key)** check if key exist
- delete(key)** del elem. & return if ok
- clear()** remove all elements from map

ITERATION METHODS

- entries()** iterate elements
- keys()** iterate only keys
- values()** iterate only values

CALLBACK FOR EACH METHODS

- forEach(cb(e,i,a), arg)** exec for each

Symbol()

PROPERTIES

- iterator** specifies default iterator
- match** specifies match of regexp
- species** specifies constructor function

METHODS

- for(key)** search existing symbols
- keyFor(sym)** return key from global reg

Generator()

METHODS

- next(value)** return obj w/{value,done}
- return(value)** return value & true done
- throw(throw)** throw an error

Others

FAST TIPS

- var** declare variable
- let** declare block scope local variable
- const** declare constant (read-only)
- func(a=1)** default parameter value
- func(...a)** rest argument (spread operator)
- (a) => { ... }** function equivalent (fat arrow)
- 'string \$a'** template with variables
- 0b** binary (2) number **n** to decimal
- 0o** octal (8) number **n** to decimal
- 0x** hexadecimal (16) number **n** to decimal
- for (i in array) { ... }** iterate array, i = index
- for (e of array) { ... }** iterate array, e = value
- class B extends A { }** class sugar syntax

Goal

- Learn JavaScript as a language
- Understand the specific semantics and programming patterns
 - We assume a programming knowledge in other languages
- Updated to ES6 (2015) language features
- Supported by server-side (Node.js) and client-side (browsers) run-time environments

Outline

- What is JavaScript?
- History and versions
- Language structure
- Types, variables
- Expressions
- Control structures
- Arrays
- Strings

JavaScript – The language of the Web

WHAT IS JAVASCRIPT?

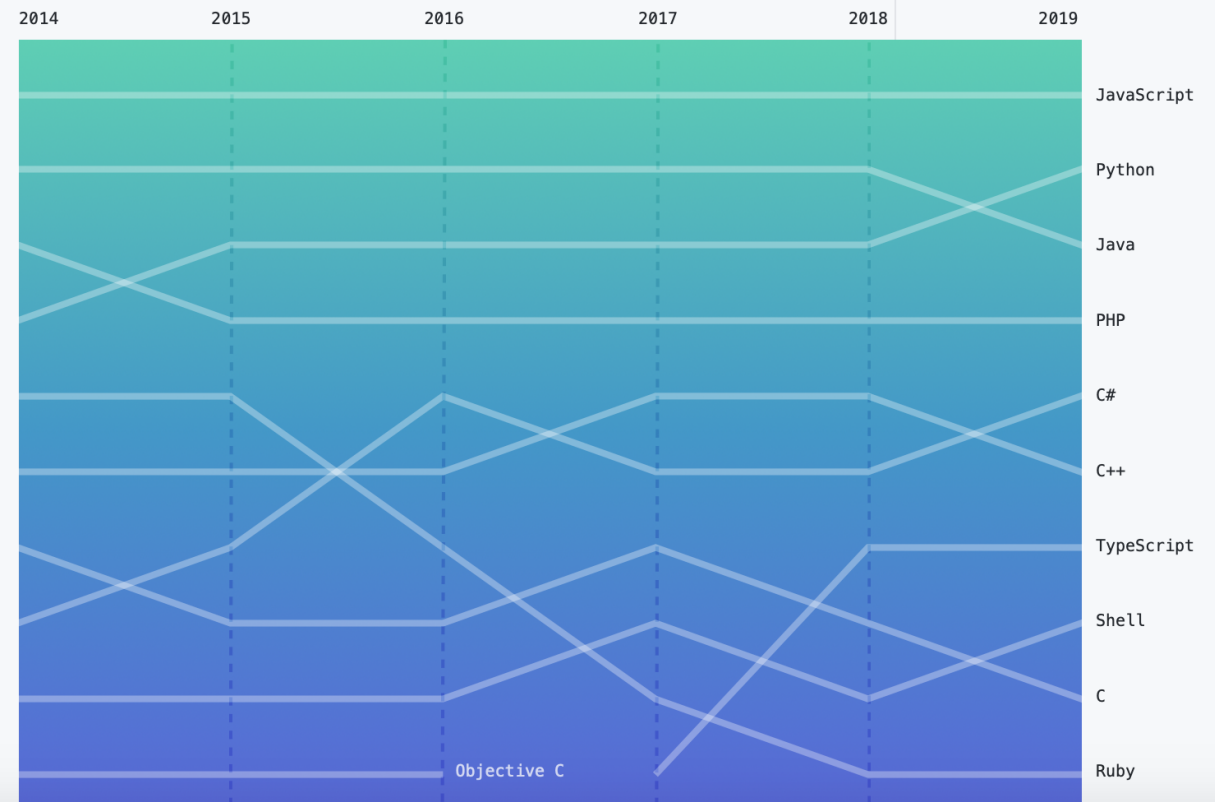


Top languages

Top languages over time

This year, C# and Shell climbed the list. And for the first time, Python outranked Java as the second most popular language on GitHub by repository contributors.*

In the last year, developers collaborated in more than 370 primary languages on GitHub.



source: <https://octoverse.github.com/#top-languages>

JavaScript

- JavaScript (JS) is a programming language
- It is currently the only programming language that a browser can execute natively...
- ... and it also run on a computer, like other programming languages (thanks to Node.js)
- It has **nothing** to do with Java
 - named that way for *marketing reasons*, only
- The first version was written in 10 days (!)
 - several fundamental language decisions were made because of company politics and not technical reasons!


JavaScript – The language of the Web

HISTORY AND VERSIONS

JAVASCRIPT VERSIONS



Brendan Eich

- ▶ **JAVASCRIPT (December 4th 1995)** Netscape and Sun press release
- ▶ **ECMAScript Standard Editions:** <https://www.ecma-international.org/ecma-262/> 
- ▶ **ES1 (June 1997)** Object-based, Scripting, Relaxed syntax, Prototypes
- ▶ **ES2 (June 1998)** Editorial changes for ISO 16262
- ▶ **ES3 (December 1999)** Regexp, Try/Catch, Do-While, String methods
- ▶ **ES5 (December 2009)** Strict mode, JSON, .bind, Object mts, Array mts
- ▶ **ES5.1 (June 2011)** Editorial changes for ISO 16262:2011
- ▶ **ES6 (June 2015)** Classes, Modules, Arrow Fs, Generators, Const/Let, Destructuring, Template Literals, Promise, Proxy, Symbol, Reflect
- ▶ **ES7 (June 2016)** Exponentiation operator (**) and Array Includes
- ▶ **ES8 (June 2017)** Async Fs, Shared Memory & Atomics

10
yrs

Main
target

ES9,
ES10,
...

Also: ES2015

Also: ES2016

Also: ES2017

JavaScript versions

- ECMAScript (also called ES) is the official name of JavaScript (JS) standard
- ES6, ES2015, ES2016 etc. are implementations of the standard
- All browsers used to run ECMAScript 3
- ES5, and ES2015 (=ES6) were huge versions of JavaScript
- Then, yearly release cycles started
 - By the committee behind JS: TC39, backed by Mozilla, Google, Facebook, Apple, Microsoft, Intel, PayPal, Salesforce, etc.
- **ES2015 (=ES6) is covered in the following**

Official ECMA standard (formal and unreadable)



Search...

TABLE OF CONTENTS

- Introduction
- 1 Scope
- 2 Conformance
- 3 Normative References
- 4 Overview
- 5 Notational Conventions
- 6 ECMAScript Data Types and Values
- 7 Abstract Operations
- 8 Executable Code and Execution Contexts
- 9 Ordinary and Exotic Objects Behaviours
- 10 ECMAScript Language: Source Code
- 11 ECMAScript Language: Lexical Grammar
- 12 ECMAScript Language: Expressions
- 13 ECMAScript Language: Statements and Declarations
- 14 ECMAScript Language: Functions and Classes
- 15 ECMAScript Language: Scripts and Modules
- 16 Error Handling and Language Extensions
- 17 ECMAScript Standard Built-in Objects
- 18 The Global Object
- 19 Fundamental Objects
- 20 Numbers and Dates
- 21 Text Processing
- 22 Indexed Collections
- 23 Keyed Collections
- 24 Structured Data
- 25 Control Abstraction Objects
- 26 Reflection
- 27 Memory Model
- A Grammar Summary
- B Additional ECMAScript Features for Web Browsers
- C The Strict Mode of ECMAScript
- D Corrections and Clarifications in ECMAScript 2015 wit...
- E Additions and Changes That Introduce Incompatibiliti...
- F Colophon
- G Bibliography
- H Copyright & Software License

ecma
INTERNATIONAL

ECMA-262, 10th edition, June 2019
ECMAScript® 2019 Language Specification

Contributing to this Specification

This specification is developed on GitHub with the help of the ECMAScript community. There are a number of ways to contribute to the development of this specification:

GitHub Repository: <https://github.com/tc39/ecma262>
Issues: [All Issues](#), [File a New Issue](#)
Pull Requests: [All Pull Requests](#), [Create a New Pull Request](#)
Test Suite: [Test262](#)
Editors:

- Brian Terlson (@bterlson)
- Bradley Farias (@bradleybeck)
- Jordan Harband (@ljharb)

Community:

- Mailing list: [es-discuss](#)
- IRC: [#tc39](#) on [freenode](#)

Refer to the [colophon](#) for more information on how this document is created.

Introduction



<https://www.ecma-international.org/ecma-262/>











JavaScript Engines

- V8 (Chrome V8) by Google
 - used in Chrome/Chromium, Node.js and Microsoft Edge
- SpiderMonkey by Mozilla Foundation
 - Used in Firefox/Gecko and ~~SpiderNode~~
- ChakraCore by Microsoft
 - it was used in Edge
- JavaScriptCore by Apple
 - used in Safari
- Rhino by Mozilla
 - written in Java







Standard vs. Implementation (in browsers)

Browser compatibility

[Update compatibility data on GitHub](#)

	Desktop						Mobile					
	Chrome	Edge	Firefox	Internet Explorer	Opera	Safari	Android webview	Chrome for Android	Firefox for Android	Opera for Android	Safari on iOS	Samsung Internet
<code>FetchEvent</code> 	40	Yes	44 	No	27	No	40	40	44	27	No	4.0
<code>FetchEvent()</code> constructor 	40	Yes	44 	No	27	No	40	40	44	27	No	4.0
<code>client</code>   	42	?	44	No	27	No	42	44	No	?	No	4.0
<code>clientId</code> 	49	?	45 	No	36	No	49	49	45	36	No	5.0
<code>isReload</code> 	45	17	44 	No	32	No	45	45	44	32	No	5.0
<code>navigationPreload</code> 	59	?	?	No	46	No	59	59	?	43	No	7.0
<code>preloadResponse</code> 	59	18	?	No	46	No	59	59	?	43	No	7.0
<code>replacesClientId</code>	No	18	65	No	No	No	No	No	65	No	No	No
<code>request</code> 	Yes	?	44	No	Yes	No	Yes	Yes	?	Yes	No	Yes
<code>respondWith</code> 	42 	?	59 	No	29	No	42 	42 	?	29	No	4.0
<code>resultingClientId</code>	72	18	65	No	60	No	72	72	65	50	No	No
<code>targetClientId</code>	?	?	?	No	?	No	?	?	?	?	No	?

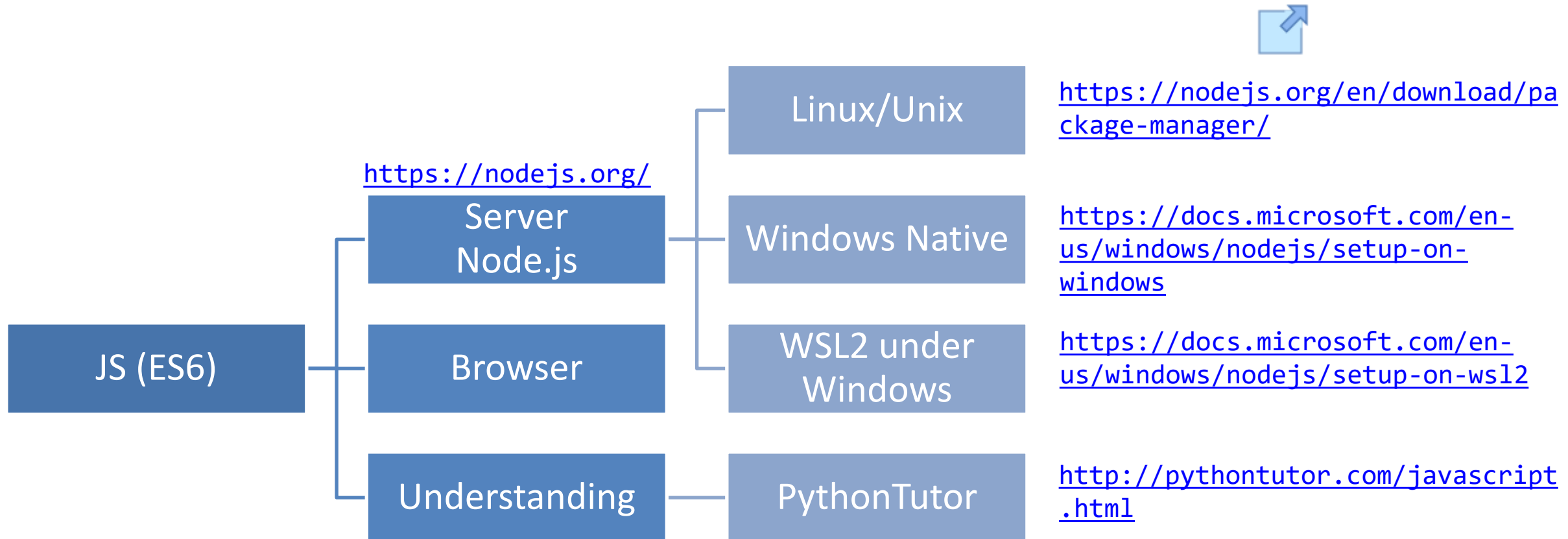
What are we missing?

	Full support		No support
	Compatibility unknown		Experimental. Expect behavior to change in the future.
	Non-standard. Expect poor cross-browser support.		Deprecated. Not for use in new websites.
*	See implementation notes.		

JS Compatibility

- JS is *backwards-compatible*
 - once something is accepted as valid JS, there will not be a future change to the language that causes that code to become invalid JS
 - TC39 members: "we don't break the web!"
- JS is not *forwards-compatible*
 - new additions to the language will not run in an older JS engine and may crash the program
- **strict mode** was introduced to disable very old (and dangerous) semantics
- Supporting multiple versions is achieved by:
 - *Transpiling* – Babel (<https://babeljs.io>) converts from newer JS syntax to an equivalent older syntax
 - *Polyfilling* – user- (or library-)defined functions and methods that “fill” the lack of a feature by implementing the newest available one

Execution Environments



PythonTutor (in JavaScript mode)

Write code in JavaScript ES6 (drag lower right corner to resize code editor)

```
1 let nome = "Fulvio" ;
2 let cognome = "Corno" ;
3
4 function hello(c, n) {
5   n = n || "sig."
6   const saluto = n + " " + c ;
7   return saluto ;
8 }
9
10 let s1 = hello(cognome, nome)
11 let s2 = hello(nome)
12
13 let nome2 = [...nome]
14 let cognome2 = [...cognome]
```

→ line that just executed

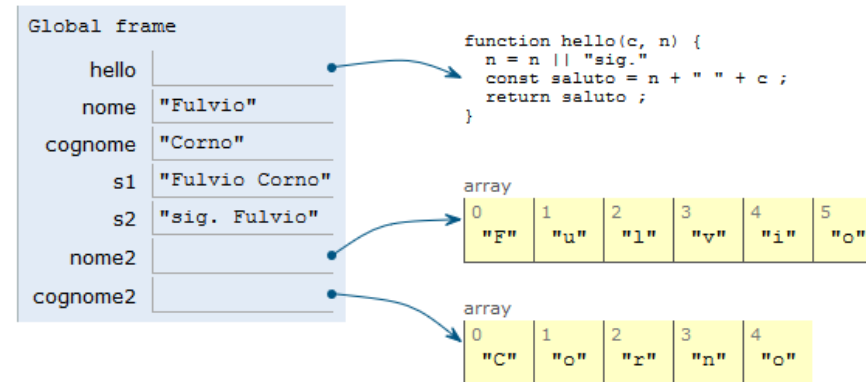
→ next line to execute

<< First < Prev Next > Last >>

Done running (16 steps)

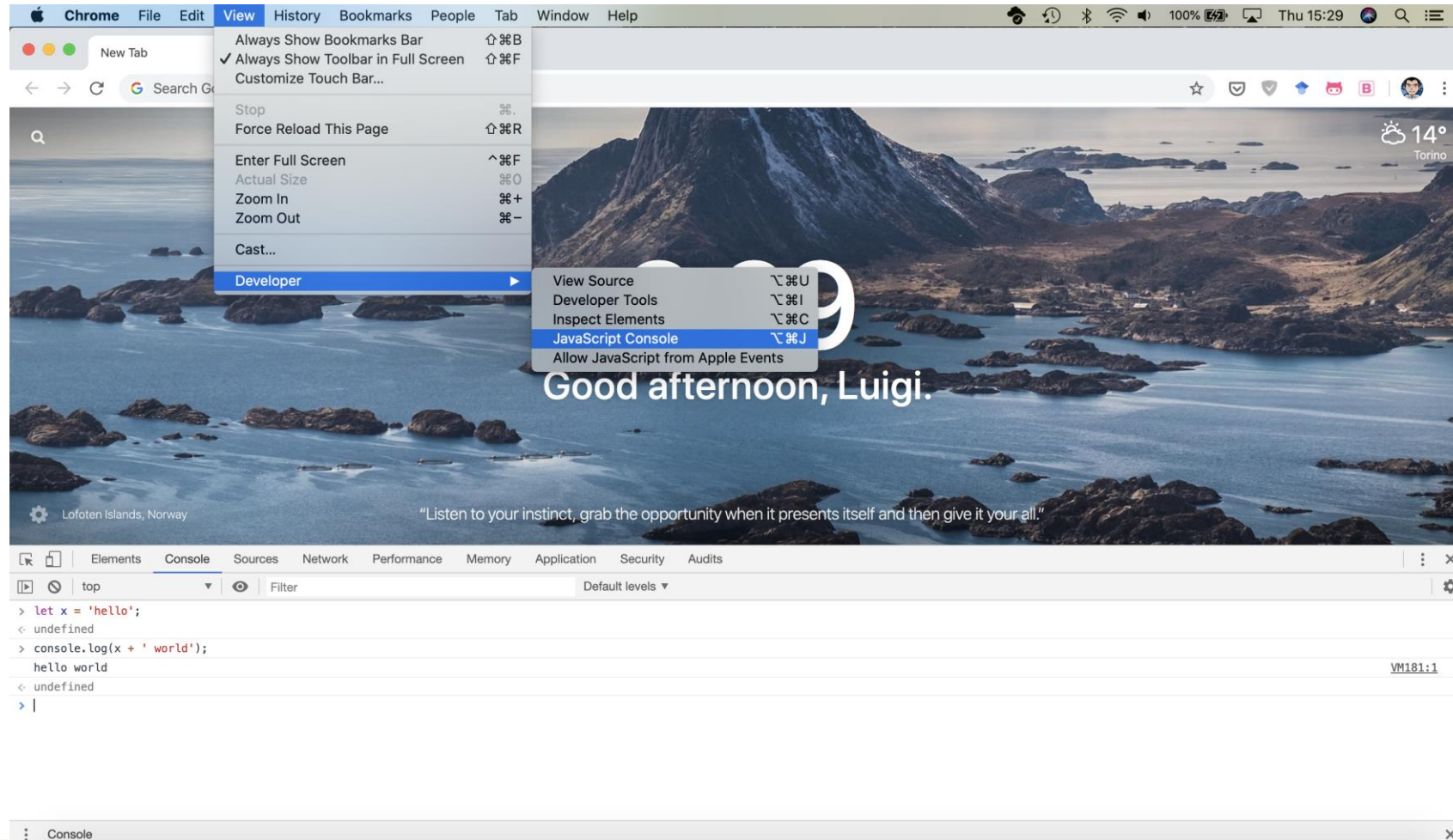
Frames

Objects



<http://pythontutor.com/javascript.html>

Browser and JS console



JavaScript – The language of the Web

LANGUAGE STRUCTURE

Lexical structure

- One File = One JS program
 - Each file is loaded independently and
 - Different files/programs may communicate through *global state*
 - The “module” mechanism extends that (provides state sharing in a clean way)
- The file is entirely *parsed*, and then *executed* from top to bottom
- Relies on a *standard library*
 - and many additional *APIs* provided by the execution environment

Lexical structure

```
> let ööö = 'appalled'  
> ööö  
'appalled'
```

- JavaScript is written in Unicode (do not abuse), so it also supports non-latin characters for names and strings
 - even emoji
- Semicolons (;) are not mandatory (automatically inserted)
- Case sensitive
- Comments as in C (`/* ... */` and `//`)
- Literals and identifiers (start with letter, \$, _)
- Some reserved words
- C-like syntax

```
> let x = '😬';  
< undefined  
> console.log(x);  
😬
```

Semicolon (;)

- Argument of debate in the JS community
- JS inserts them as needed
 - When next line starts with code that breaks the current one
 - When the next line starts with }
 - When there is return, break, throw, continue on its own line
- Be careful that forgetting semicolon can lead to unexpected behavior
 - A newline does not automatically insert semicolon, if the next line starts with (or [, it is interpreted as function call or array access
- We will loosely follow the Google style guide, so we will always insert semicolons after each statement
 - <https://google.github.io/styleguide/jsguide.html>

Strict Mode

```
// first line of file  
"use strict" ;  
// always!!
```

- Directive introduced in ES5: `"use strict" ;`
 - Compatible with older version (it is just a string)
- Code is executed in *strict mode*
 - This fixes some important language deficiencies and provides stronger error checking and security
 - Examples:
 - All variables must be declared
 - Eliminates some JavaScript silent errors by changing them to throw errors
 - Functions invoked as functions and not as methods of an object have `this` undefined
 - Cannot define 2 or more properties or function parameters with the same name
 - No octal literals (base 8, starting with 0)
 - `eval` and arguments are keywords and cannot change their value
 - ...

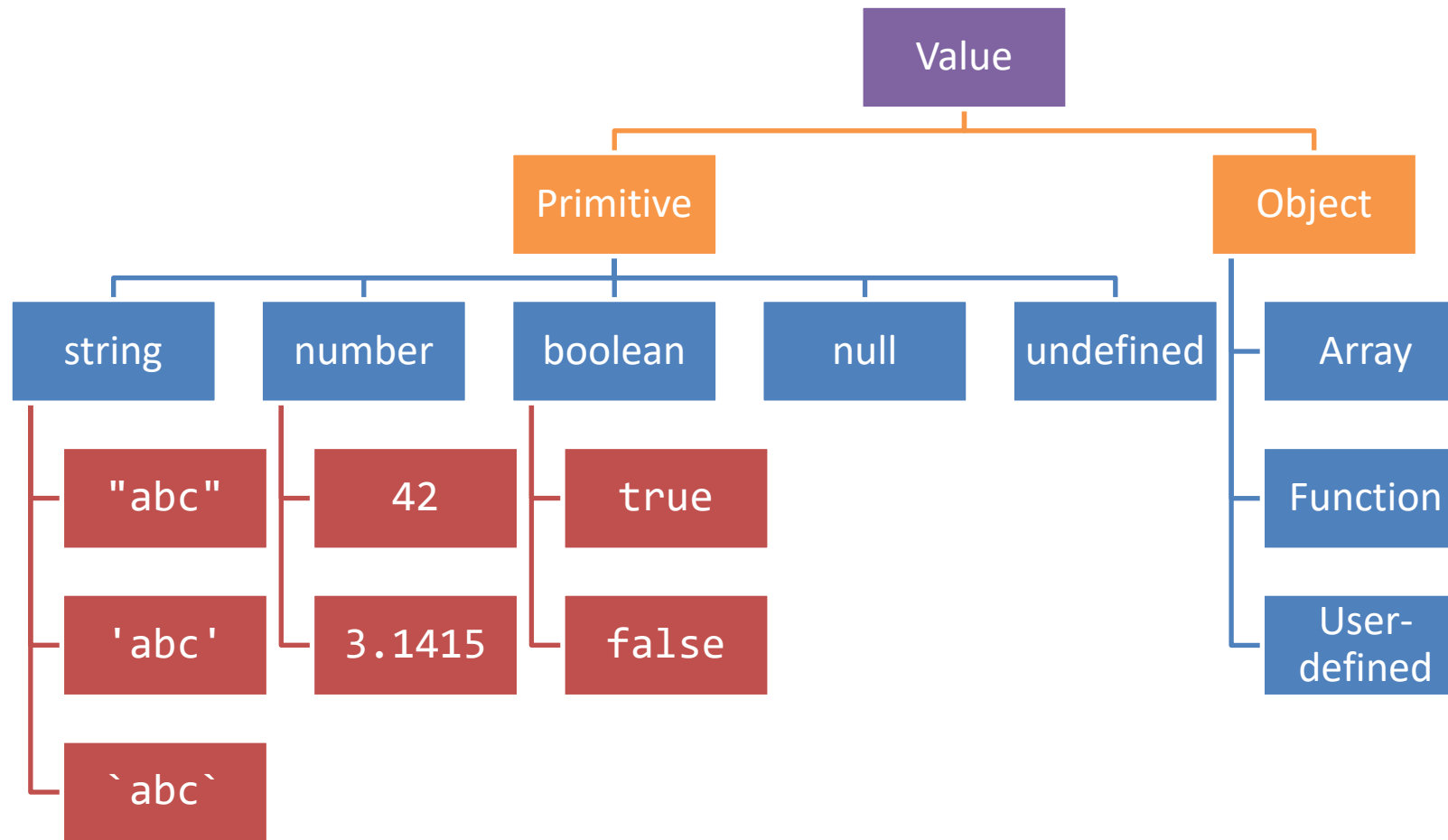


JavaScript – The language of the Web

TYPES, VARIABLES

Values and Types

Values have types.
Variables don't.



Boolean, true-*truthy*, false-*falsy*, comparisons

- 'boolean' type with literal values: true, false

- When converting to boolean

- The following values are 'false'

- 0, -0, NaN, undefined, null, '' (empty string)

- Every other value is 'true'

- 3, 'false', [] (empty array), {} (empty object)

- Booleans and Comparisons

- a == b *// convert types and compare results*

- a === b *// inhibit automatic type conversion and compare results*

```
> Boolean(3)
true
> Boolean('')
false
> Boolean(' ')
true
```

Number

- No distinction between integers and reals
- Automatic conversions according to the operation
- There is also a distinct type "BigInt" (*ES11, July 2020*)
 - an arbitrary-precision integer, can represent 2^{53} numbers
 - 123456789n
 - With suffix 'n'

Special values

- **Undefined:** variable declared but not initialized
 - Detect with: `typeof variable === 'undefined'`
 - `void x` always returns undefined
- **Null:** an empty value
- Null and Undefined are called *nullish values*
- **NaN** (not a Number)
 - Is actually a number
 - Invalid output from arithmetic operation or parse operation

Variables

- Variables are *pure references*: they refer to a *value*
- The same variable may refer to different values (even of different types) at different times
- Declaring a variable:
 - `let`
 - `const`
 - `var`

```
> v = 7 ;  
7  
> v = 'hi' ;  
'hi'
```

```
> let a = 5  
> const b = 6  
> var c = 7  
> a = 8  
8  
> b = 9  
Thrown:  
TypeError: Assignment to  
constant variable.  
> c = 10  
10
```


Variable declarations

Declarator	Can reassign?	Can re-declare?	Scope	Hoisting *	Note
let	Yes	No	Enclosing block {...}	No	<i>Preferred</i>
const	No §	No	Enclosing block {...}	No	<i>Preferred</i>
var	Yes	Yes	Enclosing function, or global	Yes, to beginning of function or file	<i>Legacy, beware its quirks, try not to use</i>
None (implicit)	Yes	N/A	Global	Yes	<i>Forbidden in strict mode</i>

§ Prevents reassignment (a=2), does not prevent changing the value of the referred object (a.b=2)

* Hoisting = “lifting up” the definition of a variable (not the initialization!) to the top of the current scope (e.g., the file or the function)

Scope

```
"use strict" ;
```

```
let a = 1 ;
```

```
const b = 2 ;
```

```
let c = true ;
```

```
let a = 5 ; // SyntaxError: Identifier 'a' has already been declared
```

Scope

Typically, you don't create a new scope in this way!

```
"use strict" ;  
  
let a = 1 ;  
const b = 2 ;  
let c = true ;  
  
{ // creating a new scope...  
  let a = 5 ;  
  console.log(a) ;  
}  
  
console.log(a) ;
```

Each { } is called a **block**. 'let' and 'const' variables are *block-scoped*.

They exist only in their defined and inner scopes.

Scope and Hoisting


```
"use strict" ;

function example(x) {
  let a = 1 ;
  console.log(a) ;    // 1
  console.log(b) ;    // ReferenceError: b is not defined
  console.log(c) ;    // undefined

  if( x>1 ) {
    let b = a+1 ;
    var c = a*2 ;
  }

  console.log(a) ; // 1
  console.log(b) ; // ReferenceError: b is not defined
  console.log(c) ; // 2
}

example(2) ;
```





JavaScript: The Definitive Guide, 7th Edition
Chapter 2. Types, Values, and Variables
Chapter 3. Expressions and Operators

Mozilla Developer Network
JavaScript Guide » Expressions and operators

JavaScript – The language of the Web

EXPRESSIONS

Operators

- Assignment operators
- Comparison operators
- Arithmetic operators
- Bitwise operators
- Logical operators
- String operators
- Conditional (ternary) operator
- Comma operator
- Unary operators
- Relational operators



Full reference and operator precedence:


https://developer.mozilla.org/en-US/docs/Web/JavaScript/Reference/Operators/Operator_Precedence#Table

Assignment

- `let variable = expression ;` `// declaration with initialization`
- `variable = expression ;` `// reassignment`

Name	Shorthand operator	Meaning
Assignment	<code>x = y</code>	<code>x = y</code>
Addition assignment	<code>x += y</code>	<code>x = x + y</code>
Subtraction assignment	<code>x -= y</code>	<code>x = x - y</code>
Multiplication assignment	<code>x *= y</code>	<code>x = x * y</code>
Division assignment	<code>x /= y</code>	<code>x = x / y</code>
Remainder assignment	<code>x %= y</code>	<code>x = x % y</code>
Exponentiation assignment 	<code>x **= y</code>	<code>x = x ** y</code>
Left shift assignment	<code>x <<= y</code>	<code>x = x << y</code>
Right shift assignment	<code>x >>= y</code>	<code>x = x >> y</code>
Unsigned right shift assignment	<code>x >>>= y</code>	<code>x = x >>> y</code>
Bitwise AND assignment	<code>x &= y</code>	<code>x = x & y</code>
Bitwise XOR assignment	<code>x ^= y</code>	<code>x = x ^ y</code>
Bitwise OR assignment	<code>x = y</code>	<code>x = x y</code>

Comparison operators



Operator	Description	Examples returning true
Equal (==)	Returns <code>true</code> if the operands are equal.	<code>3 == var1</code> <code>"3" == var1</code> <code>3 == '3'</code>
Not equal (!=)	Returns <code>true</code> if the operands are not equal.	<code>var1 != 4</code> <code>var2 != "3"</code>
Strict equal (===)	Returns <code>true</code> if the operands are equal and of the same type. See also Object.is and sameness in JS .	<code>3 === var1</code>
Strict not equal (!==)	Returns <code>true</code> if the operands are of the same type but not equal, or are of different type.	<code>var1 !== "3"</code> <code>3 !== '3'</code>
Greater than (>)	Returns <code>true</code> if the left operand is greater than the right operand.	<code>var2 > var1</code> <code>"12" > 2</code>
Greater than or equal (>=)	Returns <code>true</code> if the left operand is greater than or equal to the right operand.	<code>var2 >= var1</code> <code>var1 >= 3</code>
Less than (<)	Returns <code>true</code> if the left operand is less than the right operand.	<code>var1 < var2</code> <code>"2" < 12</code>
Less than or equal (<=)	Returns <code>true</code> if the left operand is less than or equal to the right operand.	<code>var1 <= var2</code> <code>var2 <= 5</code>

Comparing Objects

- Comparison between objects with `==` or `===` compares the *references* to objects
 - True only if they are *the same object*
 - False if they are *identical objects*
- Comparison with `<` `>` `<=` `>=` first converts the object (into a Number, or more likely a String), and then compares the values
 - It works, but may be unpredictable, depending on the string format

```
> a={x:1}  
{ x: 1 }
```

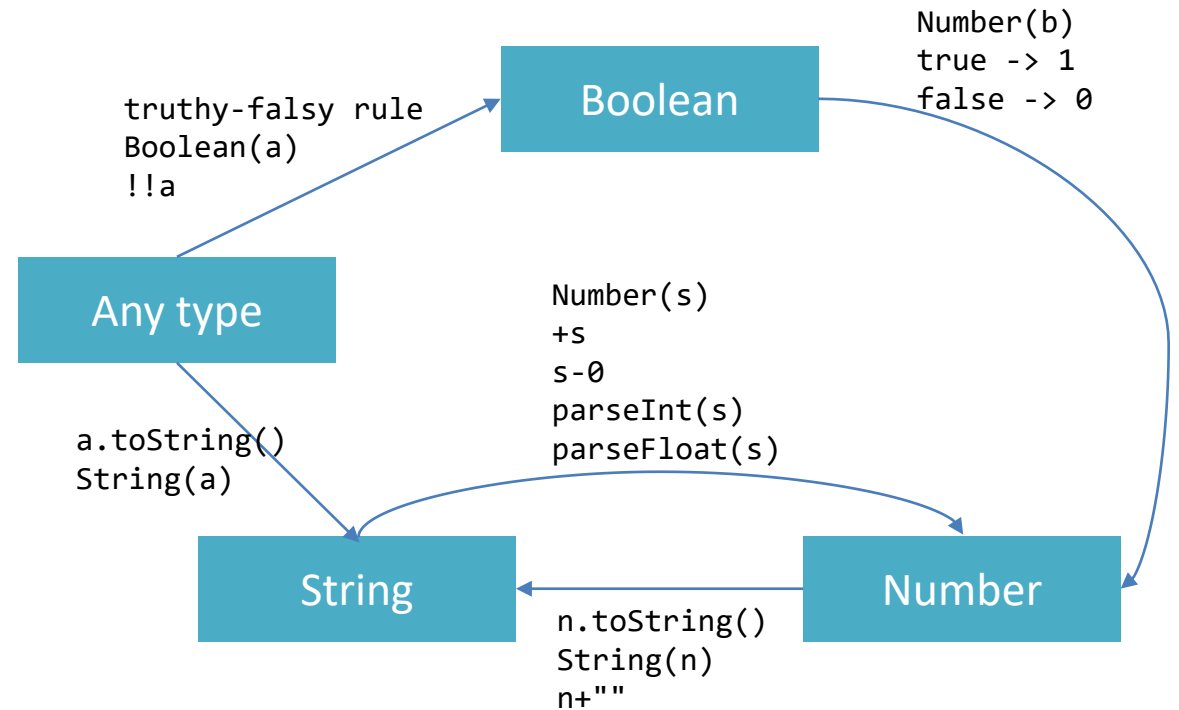
```
> b={x:1}  
{ x: 1 }
```

```
> a===b  
False
```

```
> a==b  
false
```

Automatic Type Conversions

- JS tries to apply type conversions between primitive types, before applying operators
- Some language constructs may be used to “force” the desired conversions
- Using `==` applies conversions
- Using `===` prevents conversions



Logical operators

Operator	Usage	Description
Logical AND (<code>&&</code>)	<code>expr1 && expr2</code>	Returns <code>expr1</code> if it can be converted to <code>false</code> ; otherwise, returns <code>expr2</code> . Thus, when used with Boolean values, <code>&&</code> returns <code>true</code> if both operands are true; otherwise, returns <code>false</code> .
Logical OR (<code> </code>)	<code>expr1 expr2</code>	Returns <code>expr1</code> if it can be converted to <code>true</code> ; otherwise, returns <code>expr2</code> . Thus, when used with Boolean values, <code> </code> returns <code>true</code> if either operand is true; if both are false, returns <code>false</code> .
Logical NOT (<code>!</code>)	<code>!expr</code>	Returns <code>false</code> if its single operand that can be converted to <code>true</code> ; otherwise, returns <code>true</code> .

Common operators

Or string
concatenation

Addition (+)

Decrement (--)

Division (/)

Exponentiation (**)

Increment (++)

Multiplication (*)

Remainder (%)

Subtraction (-)

Unary negation (-)

Unary plus (+)

Logical AND (&&)

Logical OR (||)

Logical NOT (!)

Nullish coalescing
operator (??)

Conditional operator (c ?
t : f)

typeof

Useful idiom:
a || b
if a then a else b
(a, with default b)

Mathematical functions (**Math** building object)

- **Constants:** `Math.E`, `Math.LN10`, `Math.LN2`, `Math.LOG10E`, `Math.LOG2E`, `Math.PI`, `Math.SQRT1_2`, `Math.SQRT2`
- **Functions:** `Math.abs()`, `Math.acos()`, `Math.acosh()`, `Math.asin()`, `Math.asinh()`, `Math.atan()`, `Math.atan2()`, `Math.atanh()`, `Math.cbrt()`, `Math.ceil()`, `Math.clz32()`, `Math.cos()`, `Math.cosh()`, `Math.exp()`, `Math.expm1()`, `Math.floor()`, `Math.fround()`, `Math.hypot()`, `Math.imul()`, `Math.log()`, `Math.log10()`, `Math.log1p()`, `Math.log2()`, `Math.max()`, `Math.min()`, `Math.pow()`, `Math.random()`, `Math.round()`, `Math.sign()`, `Math.sin()`, `Math.sinh()`, `Math.sqrt()`, `Math.tan()`, `Math.tanh()`, `Math.trunc()`



JavaScript: The Definitive Guide, 7th Edition
Chapter 4. Statements

Mozilla Developer Network
JavaScript Guide » Control Flow and Error Handling
JavaScript Guide » Loops and Iteration

JavaScript – The language of the Web

CONTROL STRUCTURES

Conditional statements

```
if (condition) {  
    statement_1;  
} else {  
    statement_2;  
}
```

if truthy (beware!)


```
if (condition_1) {  
    statement_1;  
} else if (condition_2) {  
    statement_2;  
} else if (condition_n) {  
    statement_n;  
} else {  
    statement_last;  
}
```

```
switch (expression) {  
    case label_1:  
        statements_1  
        [break;]  
    case label_2:  
        statements_2  
        [break;]  
    ...  
    default:  
        statements_def  
        [break;]  
}
```

May also be a string

Loop statements

```
for ([initialExpression]; [condition]; [incrementExpression]) {  
    statement ;  
}
```



Usually declare loop variable

```
do {  
    statement ;  
} while (condition);
```

May use break; or
continue;

```
while (condition) {  
    statement ;  
}
```

Special 'for' statements

```
for (variable in object) {  
  statement ;  
}
```

- Iterates the variable over all the enumerable **properties** of an **object**
- Do not use to traverse an array (use numerical indexes, or for-of)

```
for( let a in {x: 0, y:3}) {  
  console.log(a) ;  
}
```

x
y

```
for (variable of iterable) {  
  statement ;  
}
```

- Iterates the variable over all values of an *iterable object* (including Array, Map, Set, string, arguments ...)
- Returns the *values*, not the keys

```
for( let a of [4,7]) {  
  console.log(a) ;  
}
```

4
7

```
for( let a of "hi" ) {  
  console.log(a) ;  
}
```

h
i

Other iteration methods

- Functional programming (strongly supported by JS) allows other methods to iterate over a collection (or any iterable object)
 - `a.forEach()`
 - `a.map()`
- They will be analyzed later

Exception handling

```
try {  
  statements ;  
} catch(e) {  
  statements ;  
}
```

```
throw object ;
```

Exception object

```
try {  
  statements ;  
} catch(e) {  
  statements ;  
} finally {  
  statements ;  
}
```

Executed in any case, at
the end of try and catch
blocks

EvalError
RangeError
ReferenceError
SyntaxError
TypeError
URIError
DOMException

Contain fields: name,
message



JavaScript: The Definitive Guide, 7th Edition
Chapter 6. Arrays

Mozilla Developer Network
JavaScript Guide » Indexed Collections

JavaScript – The language of the Web

ARRAYS

Arrays

- Rich of functionalities
- Elements do not need to be of the same type
- Simplest syntax: `[]`
- Property `.length`
- Distinguish between methods that:
 - Modify the array (in-place)
 - Return a new array

Creating an array

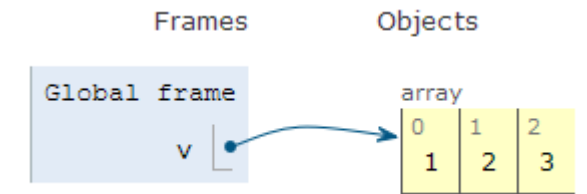
```
let v = [] ;
```

Elements are indexed at positions 0...length-1

Do not access elements outside range

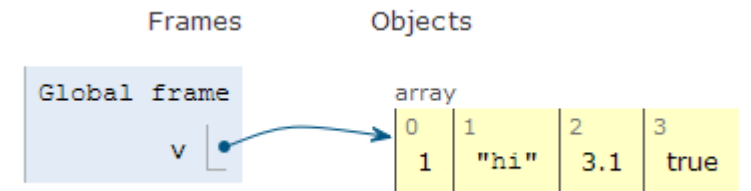
```
let v = [1, 2, 3] ;
```

```
let v = Array.of(1, 2, 3) ;
```



```
let v = [1, "hi", 3.1, true];
```

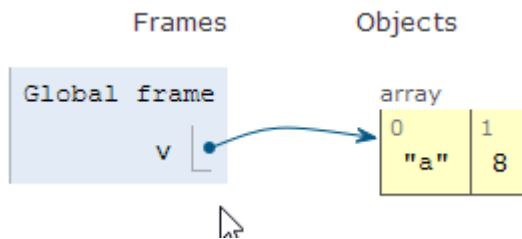
```
let v = Array.of(1, "hi", 3.1, true) ;
```



Adding elements

.length adjusts
automatically

```
let v = [] ;  
v[0] = "a" ;  
v[1] = 8 ;  
v.length // 2
```

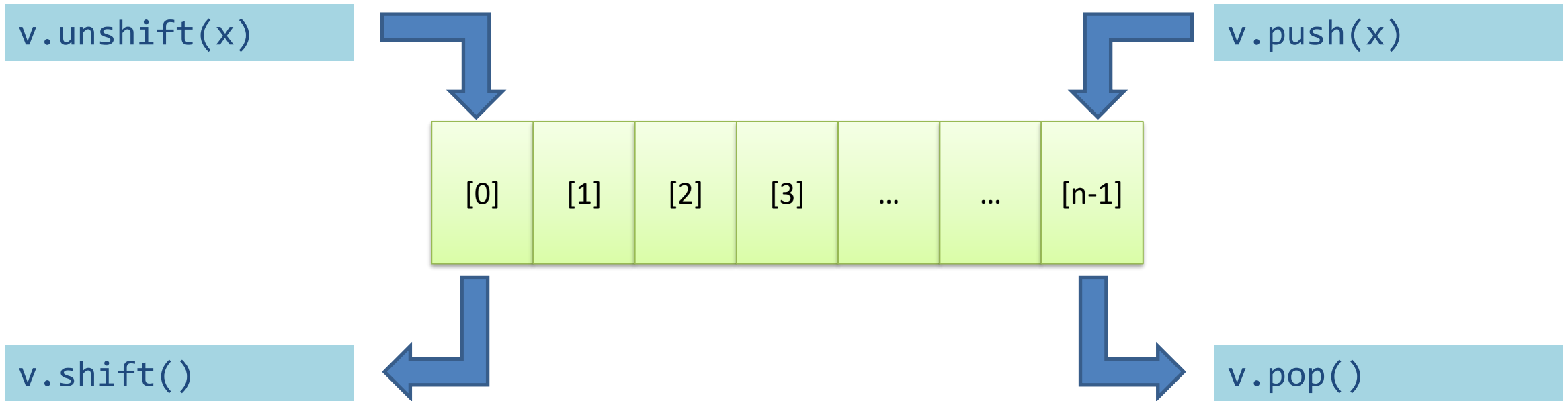


```
let v = [] ;  
v.push("a") ;  
v.push(8) ;  
v.length // 2
```

.push() adds at the end
of the array

.unshift() adds at the
beginning of the array

Adding and Removing from arrays (in-place)



Copying arrays

```
let v = [] ;  
v[0] = "a" ;  
v[1] = 8 ;  
  
let alias = v ;  
alias[1] = 5 ;
```

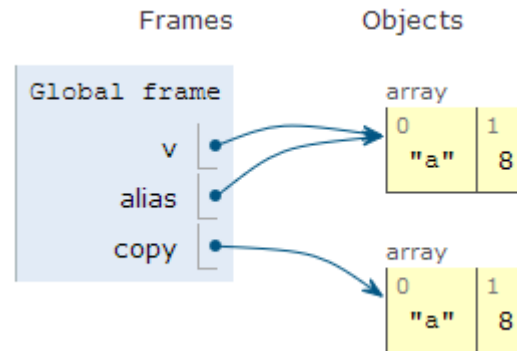
```
> console.log(v);  
[ 'a', 5 ]  
undefined  
> console.log(alias);  
[ 'a', 5 ]  
undefined
```

Copying arrays

```
let v = [] ;  
v[0] = "a" ;  
v[1] = 8 ;  
  
let alias = v ;  
let copy = Array.from(v) ;
```

Array.from creates a
shallow copy

Creates an array from
any iterable object



Iterating over Arrays

Preferred

- Iterators: `for ... of`, `for (...;...;...)`
- Iterators: `forEach(f)`
 - `f` is a function that processes the element
- Iterators: `every(f)`, `some(f)`
 - `f` is a function that returns true or false
- Iterators that return a new array: `map(f)`, `filter(f)`
 - `f` works on the element of the array passed as parameter
- Reduce: exec a callback function on all items to progressively compute a result.

Functional style (later)

Main array methods

- `.concat()`
 - joins two or more arrays and returns a **new** array.
- `.join(delimiter = ',')`
 - joins all elements of an array into a (new) string.
- `.slice(start_index, upto_index)`
 - extracts a section of an array and returns a **new** array.
- `.splice(index, count_to_remove, addElement1, addElement2, ...)`
 - removes elements from an array and (optionally) replaces them, **in place**
- `.reverse()`
 - transposes the elements of an array, **in place**
- `.sort()`
 - sorts the elements of an array **in place**
- `.indexOf(searchElement[, fromIndex])`
 - searches the array for searchElement and returns the **index** of the first match
- `.lastIndexOf(searchElement[, fromIndex])`
 - like `indexOf`, but starts at the end
- `.includes(valueToFind[, fromIndex])`
 - search for a certain value among its entries, returning true or false

Destructuring assignment

- Value of the right-hand side of equal sign are extracted and stored in the variables on the left

```
let [x,y] = [1,2];  
[x,y] = [y,x];
```

```
var foo = ['one', 'two', 'three'];  
var [one, two, three] = foo;
```

- Useful especially with passing and returning values from functions

```
let [x,y] = toCartesian(r,theta);
```

Spread operator (3 dots: `...`)

- Expands an iterable object in its parts, when the syntax requires a comma-separated list of elements

```
let [x, ...y] = [1,2,3,4]; // we obtain y == [2,3,4]
const parts = ['shoulders', 'knees'];
const lyrics = ['head', ...parts, 'and', 'toes']; // ["head", "shoulders", "knees", "and", "toes"]
```

- Works on the left- and right-hand side of the assignment

Curiosity

- Copy by value:
 - `const b = Array.from(a)`
- Can be emulated by
 - `const b = Array.of(...a)`
 - `const b = [...a]`



JavaScript: The Definitive Guide, 7th Edition
Chapter 2. Types, Values, and Variables

Mozilla Developer Network
JavaScript Guide » Text Formatting

JavaScript – The language of the Web

STRINGS

Strings in JS

- A string is an **immutable** ordered sequence of Unicode characters
- The length of a string is the number of characters it contains (not bytes)
- JavaScript's strings use zero-based indexing
 - The empty string is the string of length 0
- JavaScript does not have a special type that represents a single character (use length-1 strings).
- String literals may be defined with 'abc' or "abc"
 - Note: when dealing with JSON parsing, only " " can be correctly parsed

String operations

- All operations always return **new** strings
- `s[3]`: indexing
- `s1 + s2`: concatenation
- `s.length`: number of characters

String methods

Method	Description
<code>charAt</code> , <code>charCodeAt</code> , <code>codePointAt</code>	Return the character or character code at the specified position in string.
<code>indexOf</code> , <code>lastIndexOf</code>	Return the position of specified substring in the string or last position of specified substring, respectively.
<code>startsWith</code> , <code>endsWith</code> , <code>includes</code>	Returns whether or not the string starts, ends or contains a specified string.
<code>concat</code>	Combines the text of two strings and returns a new string.
<code>fromCharCode</code> , <code>fromCodePoint</code>	Constructs a string from the specified sequence of Unicode values. This is a method of the String class, not a String instance.
<code>split</code>	Splits a <code>String</code> object into an array of strings by separating the string into substrings.
<code>slice</code>	Extracts a section of a string and returns a new string.
<code>substring</code> , <code>substr</code>	Return the specified subset of the string, either by specifying the start and end indexes or the start index and a length.
<code>match</code> , <code>matchAll</code> , <code>replace</code> , <code>search</code>	Work with regular expressions.
<code>toLowerCase</code> , <code>toUpperCase</code>	Return the string in all lowercase or all uppercase, respectively.
<code>normalize</code>	Returns the Unicode Normalization Form of the calling string value.
<code>repeat</code>	Returns a string consisting of the elements of the object repeated the given times.
<code>trim</code>	Trims whitespace from the beginning and end of the string.

Template literals

- Strings included in `backticks` can embed expressions delimited by `\${}`
- The value of the expression is *interpolated* into the string
 - `let name = "Bill";`
 - `let greeting = `Hello ${ name }.`;`
 - `// greeting == "Hello Bill."`
- Very useful and quick for string formatting
- Template literals may also span multiple lines

License

- These slides are distributed under a Creative Commons license “**Attribution-NonCommercial-ShareAlike 4.0 International (CC BY-NC-SA 4.0)**”
- **You are free to:**
 - **Share** — copy and redistribute the material in any medium or format
 - **Adapt** — remix, transform, and build upon the material
 - The licensor cannot revoke these freedoms as long as you follow the license terms.
- **Under the following terms:**
 - **Attribution** — You must give [appropriate credit](#), provide a link to the license, and [indicate if changes were made](#). You may do so in any reasonable manner, but not in any way that suggests the licensor endorses you or your use.
 - **NonCommercial** — You may not use the material for [commercial purposes](#).
 - **ShareAlike** — If you remix, transform, or build upon the material, you must distribute your contributions under the [same license](#) as the original.
 - **No additional restrictions** — You may not apply legal terms or [technological measures](#) that legally restrict others from doing anything the license permits.
- <https://creativecommons.org/licenses/by-nc-sa/4.0/>

