

Machine Learning, Lecture 10

Convolutional Neural Networks

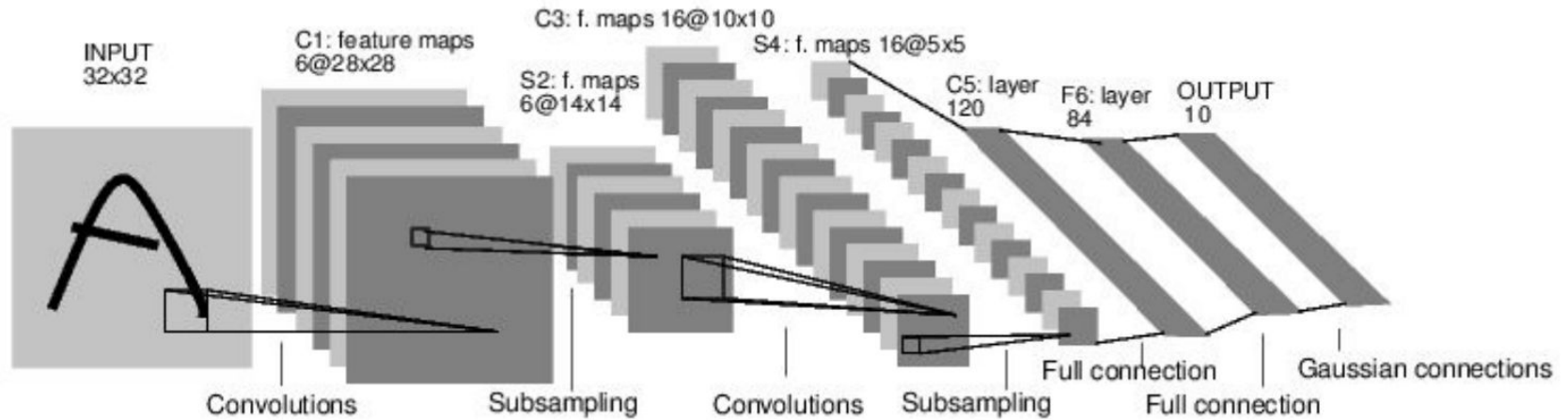
Radoslav Neychev

Outline

Abstract white line art shapes on a blue background, consisting of several rounded, irregular polygons of varying sizes and orientations.

1. Convolutional layer structure.
2. Pooling layers.
3. Top architectures overview.

CNN



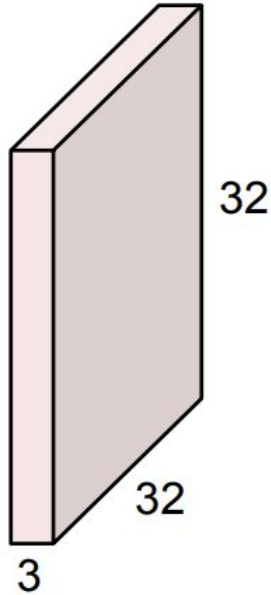
[LeNet-5, LeCun 1998]



Convolutional layer



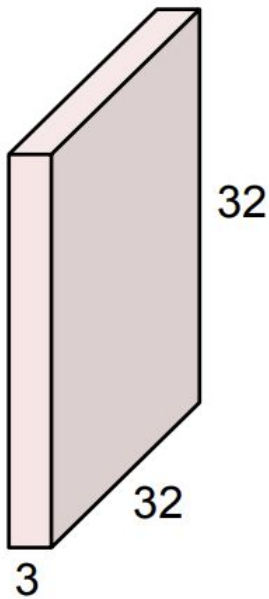
32x32x3 image





Convolutional layer

32x32x3 image



5x5x3 filter

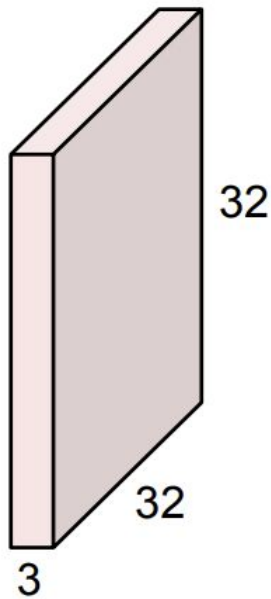


Convolve the filter with the image
i.e. “slide over the image spatially,
computing dot products”



Convolutional layer

32x32x3 image



Filters extend the depth of the original image

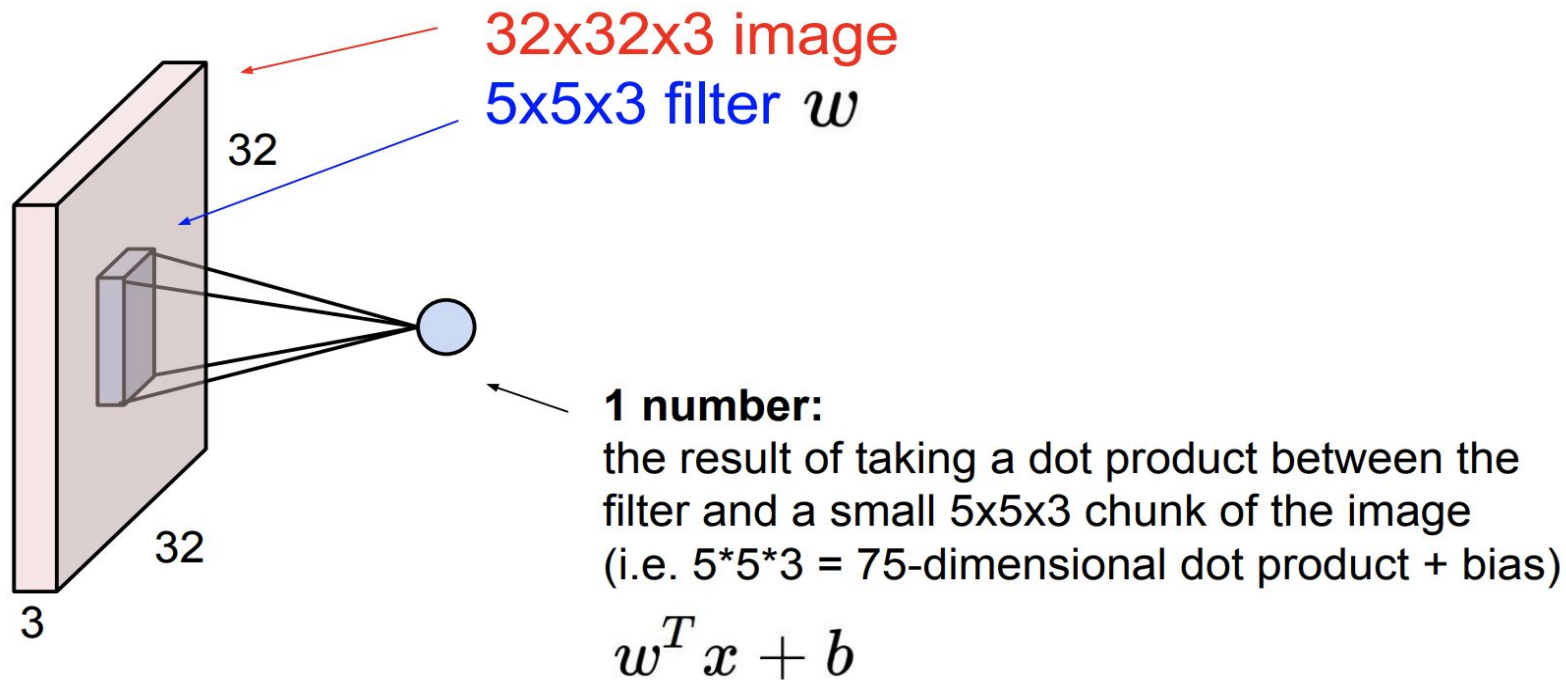
5x5x3 filter



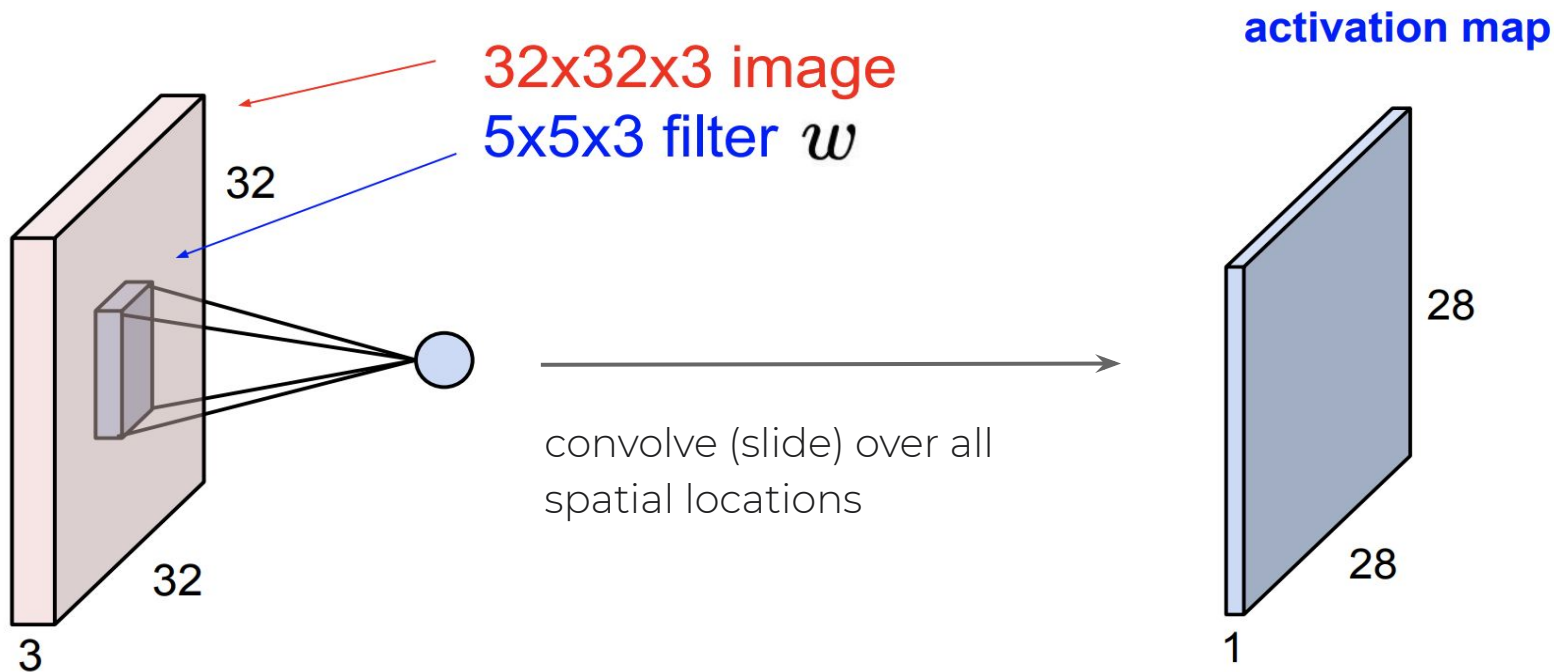
Convolve the filter with the image
i.e. “slide over the image spatially,
computing dot products”



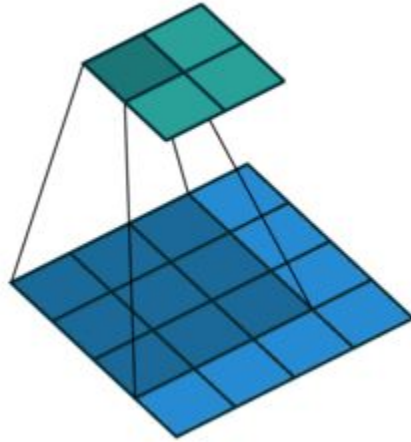
Convolutional layer



Convolutional layer



Convolutional layer



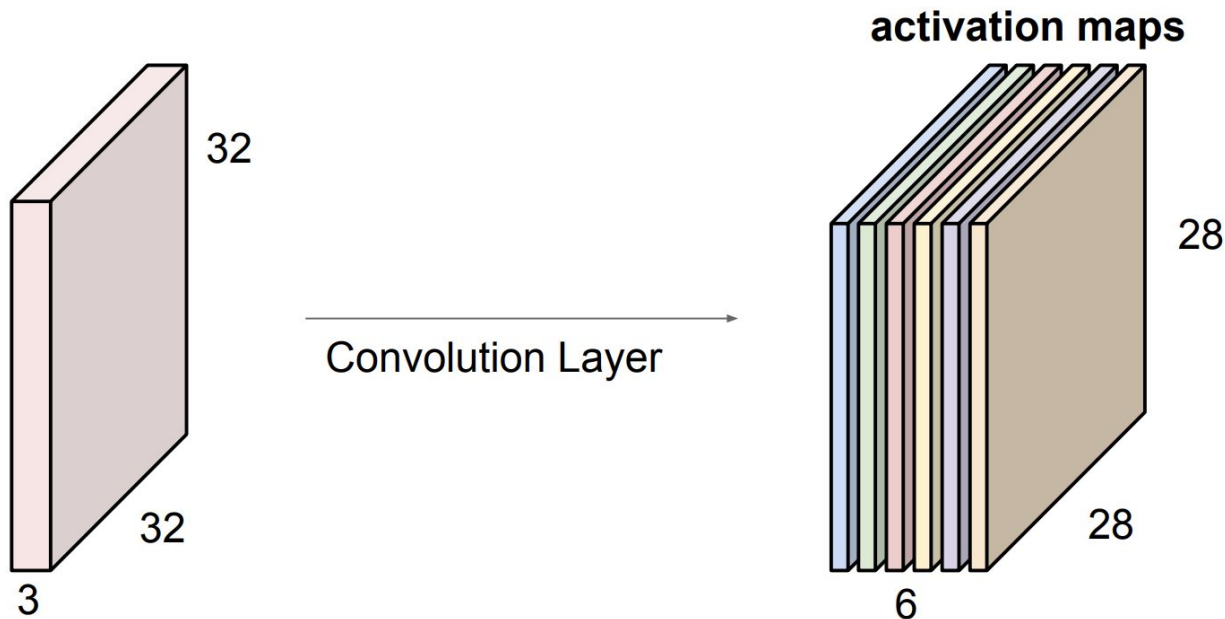
Convolutional layer





Convolutional layer

For example, if we had 6 5x5 filters, we'll get 6 separate activation maps:

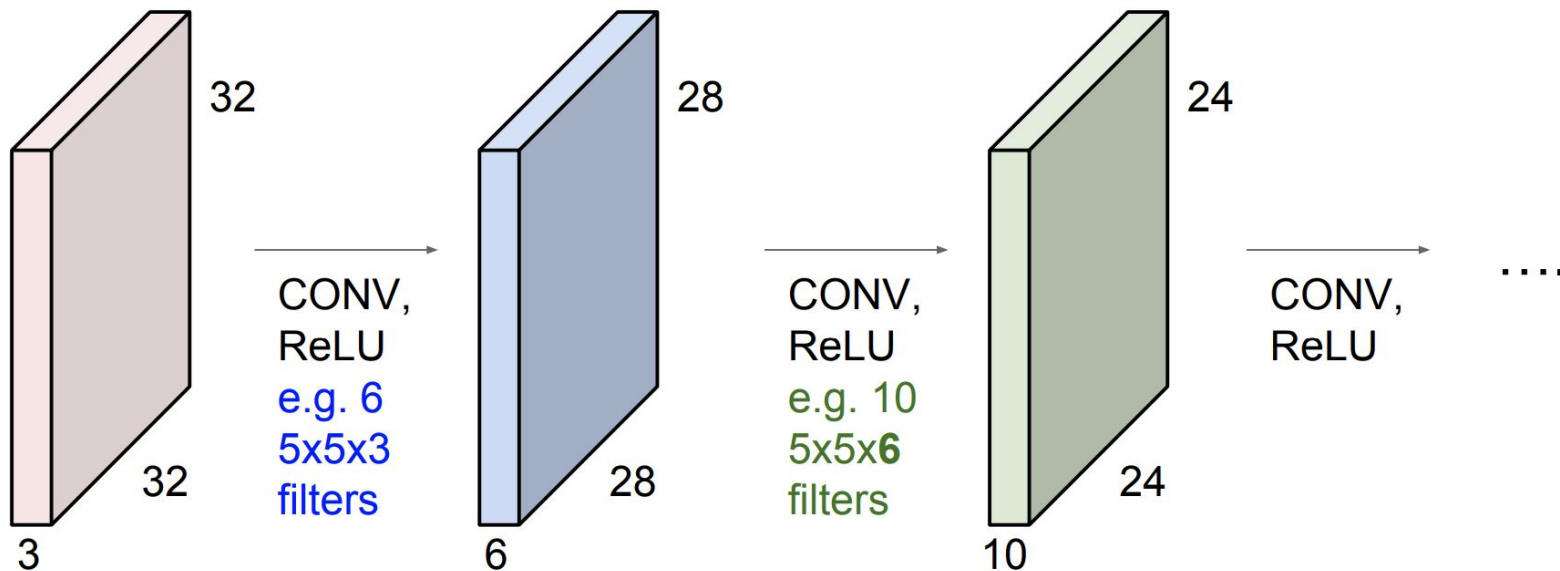


We stack these up to get a “new image” of size 28x28x6!




Convolutional layer

Preview: ConvNet is a sequence of Convolutional Layers, interspersed with activation functions



Convolutional layer




Feature visualization of convolutional net trained on ImageNet from [Zeiler & Fergus 2013]

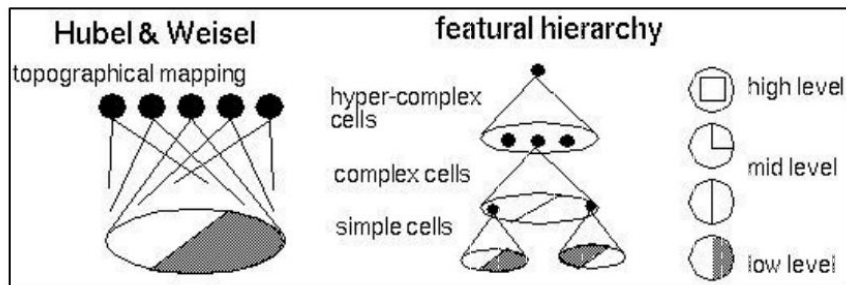
[From Yann LeCun slides]

source

Convolutional layer and visual cortex



Feature visualization of convolutional net trained on ImageNet from [Zeiler & Fergus 2013]



[From Yann LeCun slides]

Convolutional layer and visual cortex

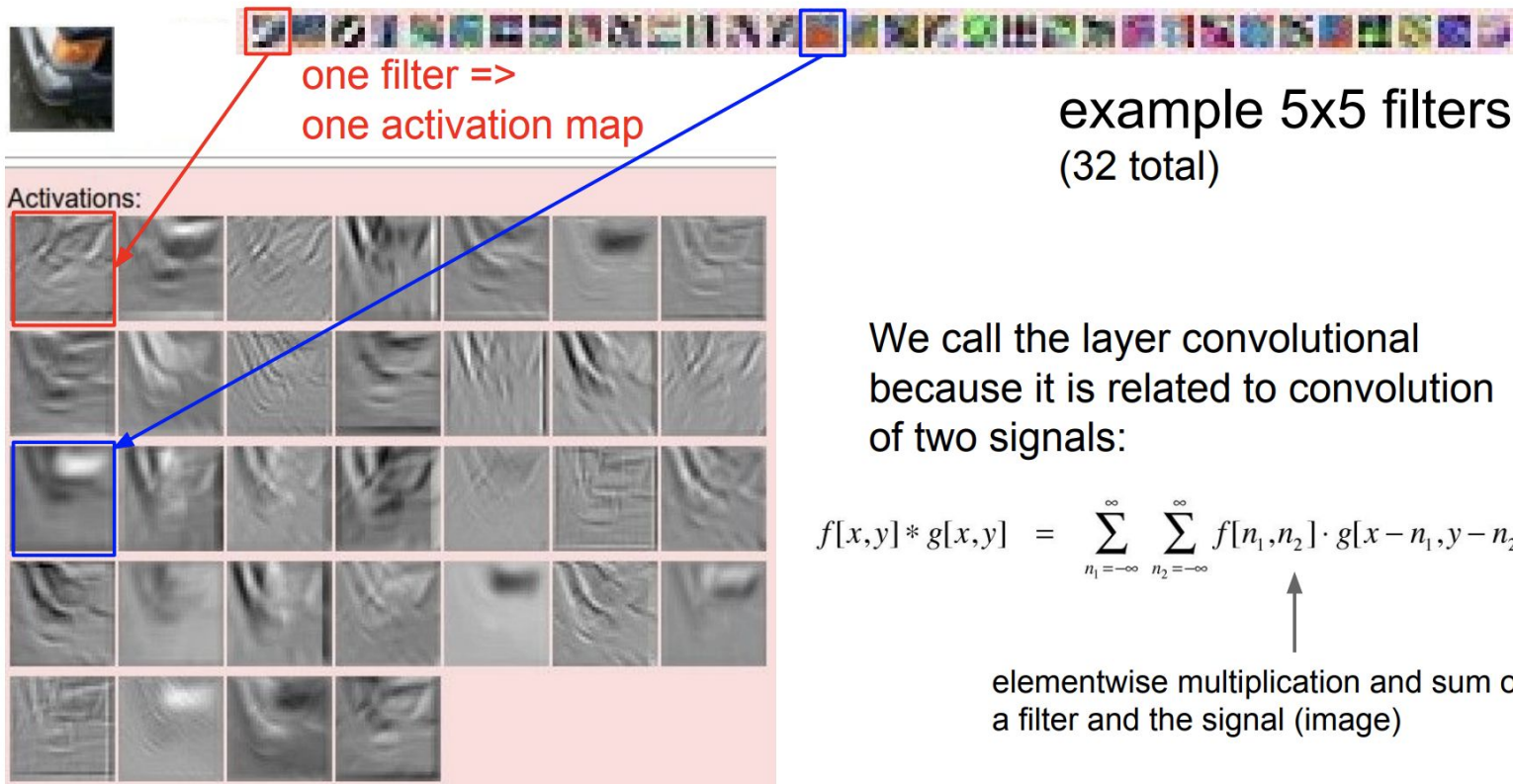


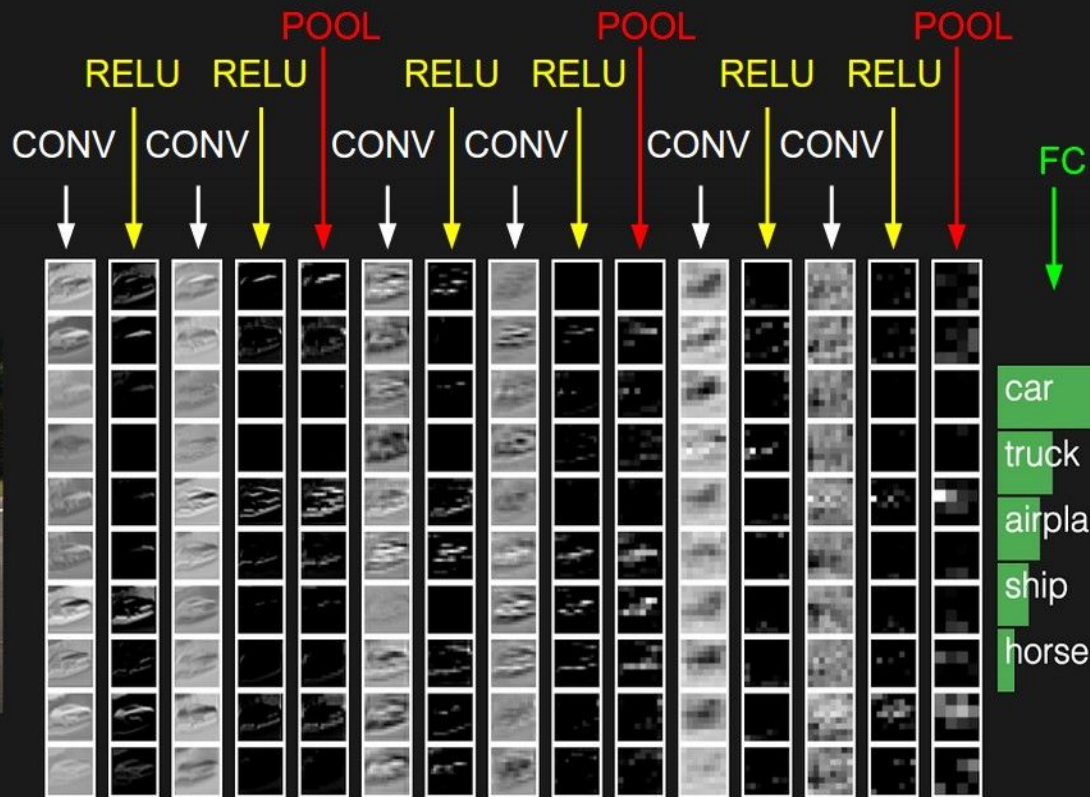
source



CIFAR-10 online demo:

<https://cs.stanford.edu/people/karpathy/convnetjs/demo/cifar10.html>







A closer look at spatial dimensions:

7

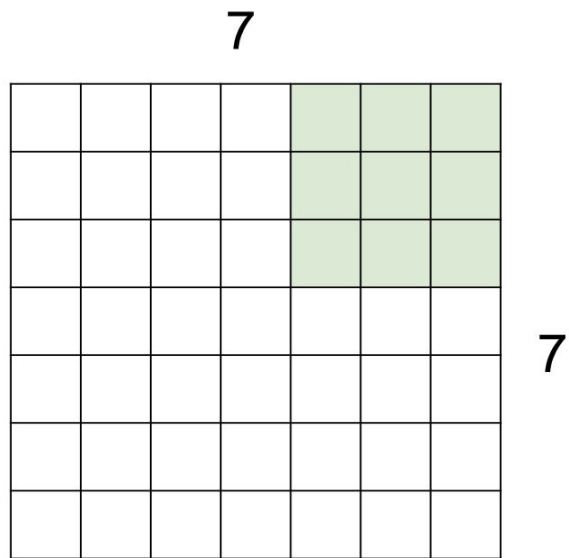
7

7x7 input (spatially)
assume 3x3 filter

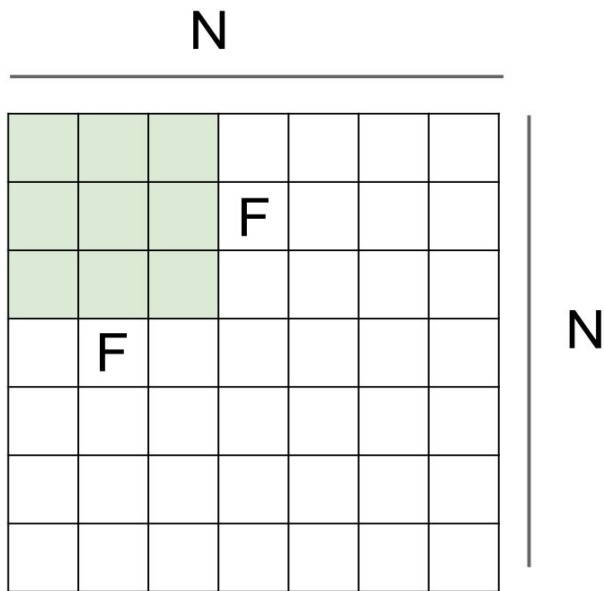
=> 5x5 output



A closer look at spatial dimensions:



7x7 input (spatially)
assume 3x3 filter
applied **with stride 2**
=> 3x3 output!



Output size:
 $(N - F) / \text{stride} + 1$

e.g. $N = 7, F = 3$:

stride 1 $\Rightarrow (7 - 3) / 1 + 1 = 5$

stride 2 $\Rightarrow (7 - 3) / 2 + 1 = 3$

stride 3 $\Rightarrow (7 - 3) / 3 + 1 = 2.33 \therefore$



In practice: Common to zero pad the border

0	0	0	0	0	0			
0								
0								
0								
0								

e.g. input 7x7

3x3 filter, applied with **stride 1**

pad with 1 pixel border => what is the output?

7x7 output!

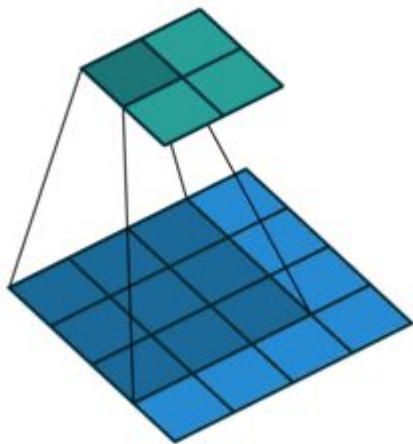
in general, common to see CONV layers with stride 1, filters of size $F \times F$, and zero-padding with $(F-1)/2$. (will preserve size spatially)

e.g. $F = 3 \Rightarrow$ zero pad with 1

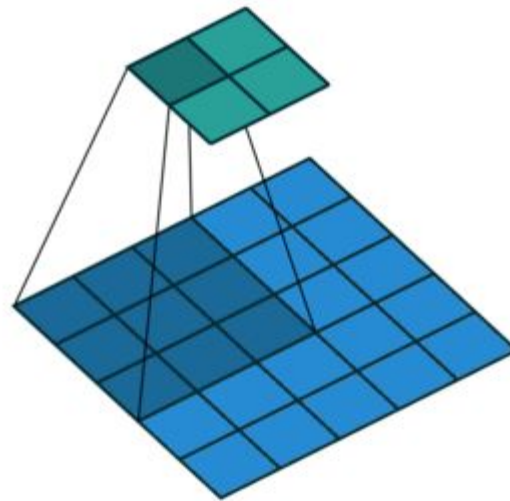
$F = 5 \Rightarrow$ zero pad with 2

$F = 7 \Rightarrow$ zero pad with 3

Strides, padding in convolutional layer

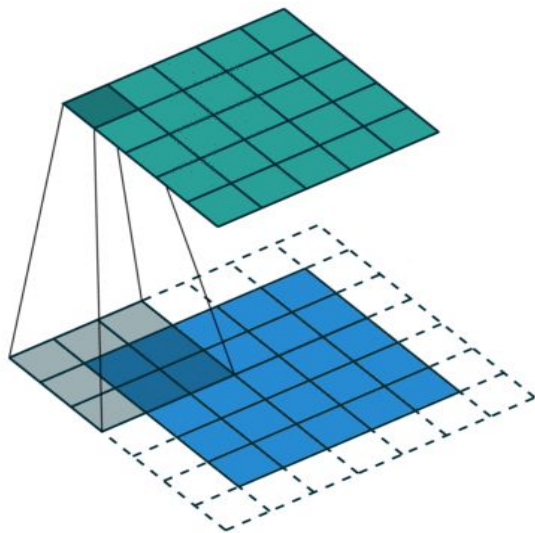


No padding, no strides

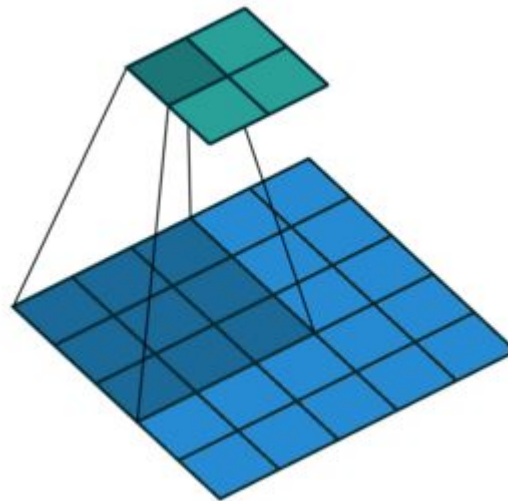


No padding, with strides

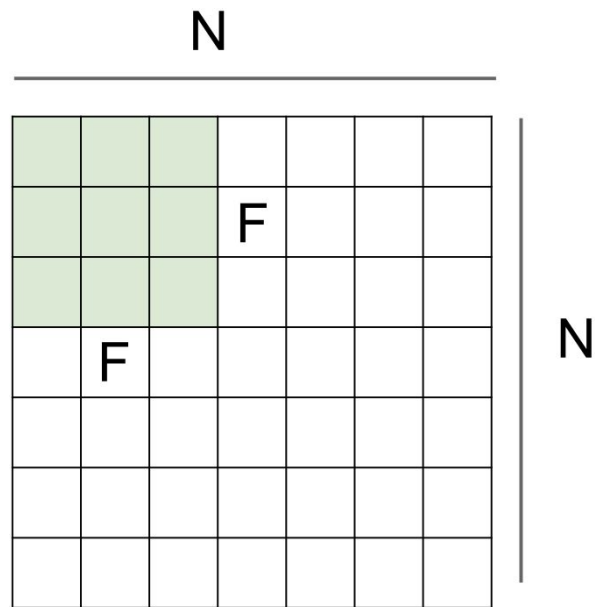
Strides, padding in convolutional layer



With padding, no strides



No padding, with strides



Output size:
 $(N - F) / \text{stride} + 1$

e.g. $N = 7, F = 3$:

stride 1 $\Rightarrow (7 - 3) / 1 + 1 = 5$

stride 2 $\Rightarrow (7 - 3) / 2 + 1 = 3$

stride 3 $\Rightarrow (7 - 3) / 3 + 1 = 2.33 \therefore \backslash$



In practice: Common to zero pad the border

0	0	0	0	0	0			
0								
0								
0								
0								

e.g. input 7x7

3x3 filter, applied with **stride 1**

pad with 1 pixel border => what is the output?

7x7 output!

in general, common to see CONV layers with stride 1, filters of size $F \times F$, and zero-padding with $(F-1)/2$. (will preserve size spatially)

e.g. $F = 3 \Rightarrow$ zero pad with 1

$F = 5 \Rightarrow$ zero pad with 2

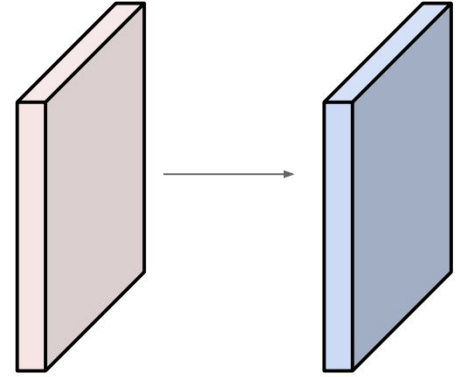
$F = 7 \Rightarrow$ zero pad with 3

Examples time:

Input volume: **32x32x3**

10 5x5 filters with stride 1, pad 2

Output volume size: ?



Examples time:

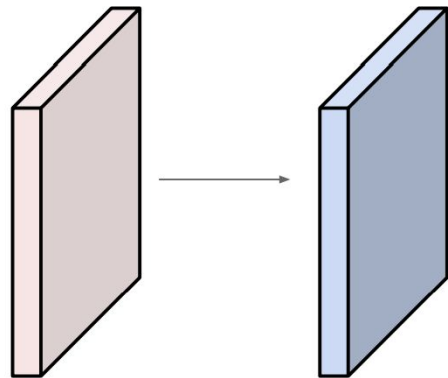
Input volume: **32x32x3**

10 **5x5** filters with stride **1**, pad **2**

Output volume size:

$(32 + 2 * 2 - 5) / 1 + 1 = 32$ spatially, so

32x32x10

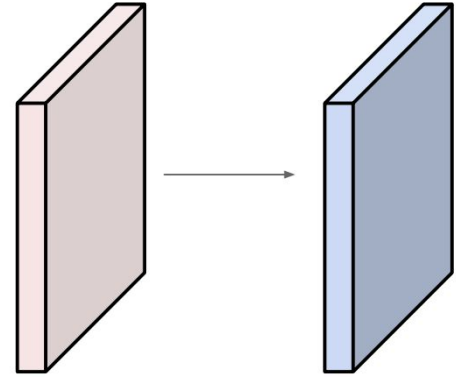


Examples time:

Input volume: **32x32x3**

10 5x5 filters with stride 1, pad 2

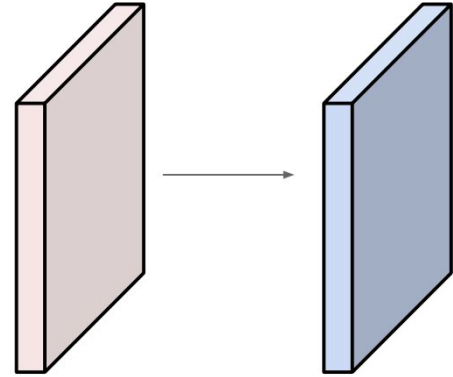
Number of parameters in this layer?



Examples time:

Input volume: **32x32x3**

10 **5x5** filters with stride 1, pad 2

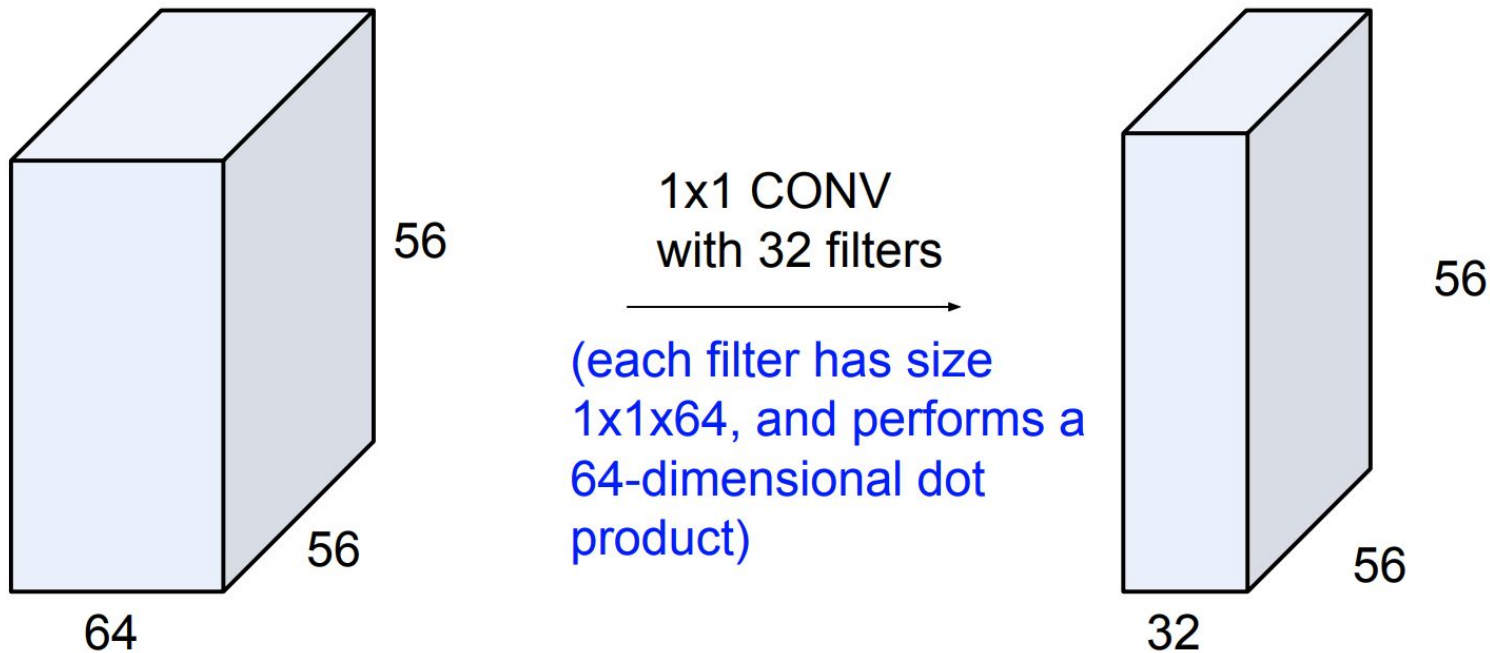


Number of parameters in this layer?

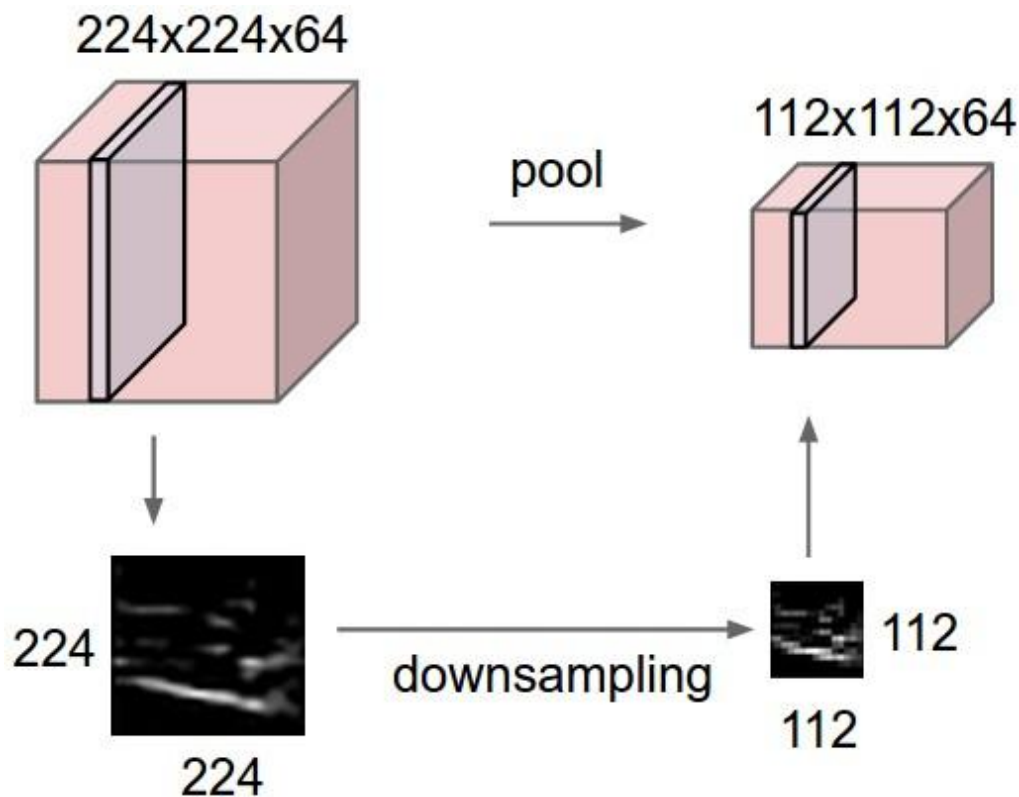
each filter has $5*5*3 + 1 = 76$ params (+1 for bias)

=> $76*10 = 760$

1x1 convolutions



Pooling layer



- Makes the representations smaller and more manageable
- Operates over each activation map independently



Single depth slice

x ↑

1	1	2	4
5	6	7	8
3	2	1	0
1	2	3	4

→ y

max pool with 2x2 filters
and stride 2

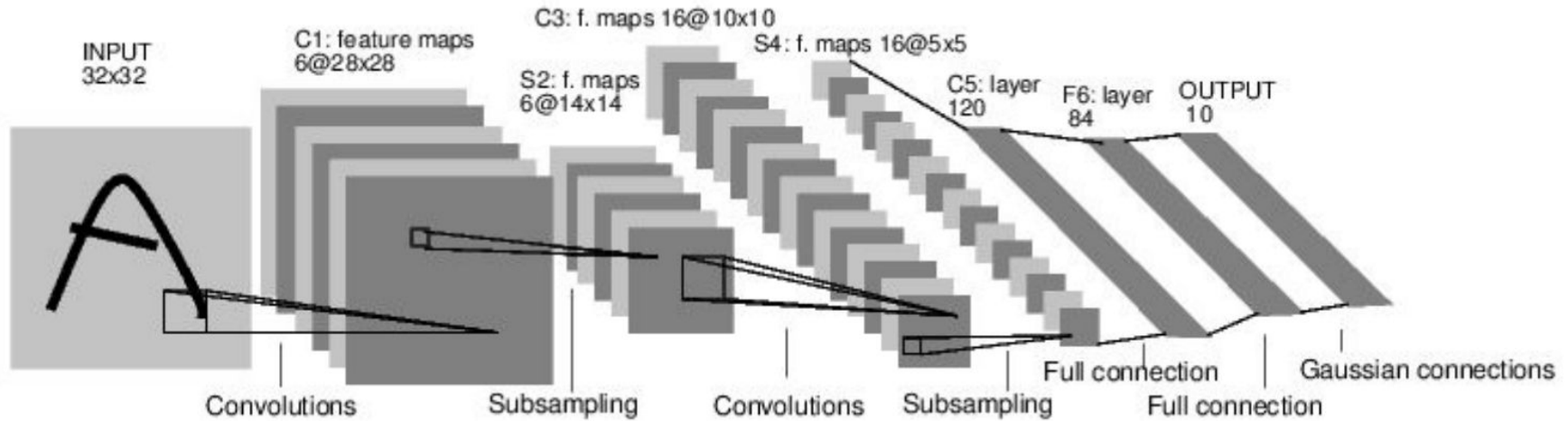


6	8
3	4

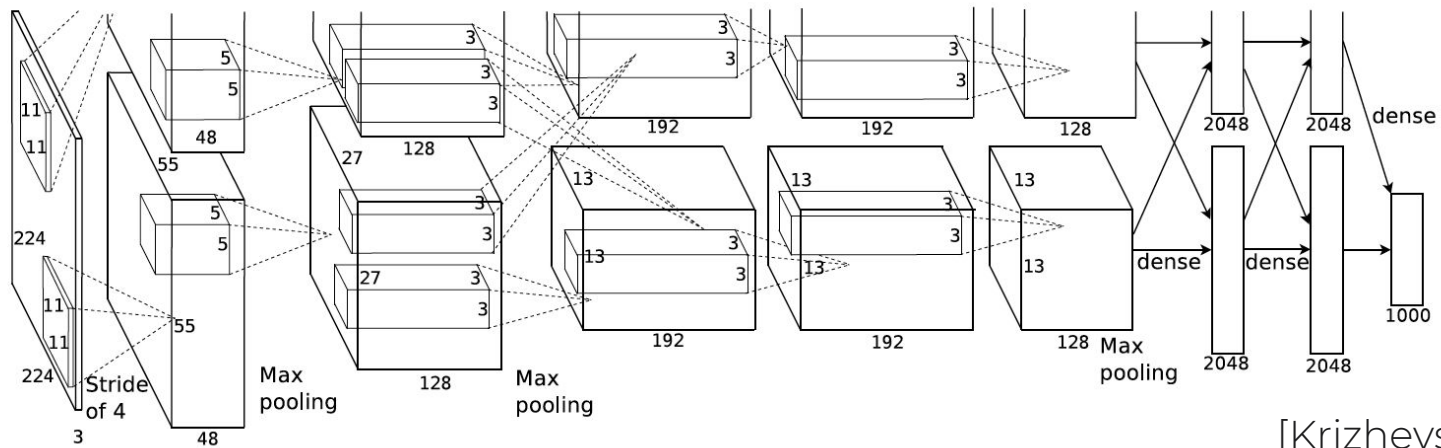
Architectures overview



LeNet-5

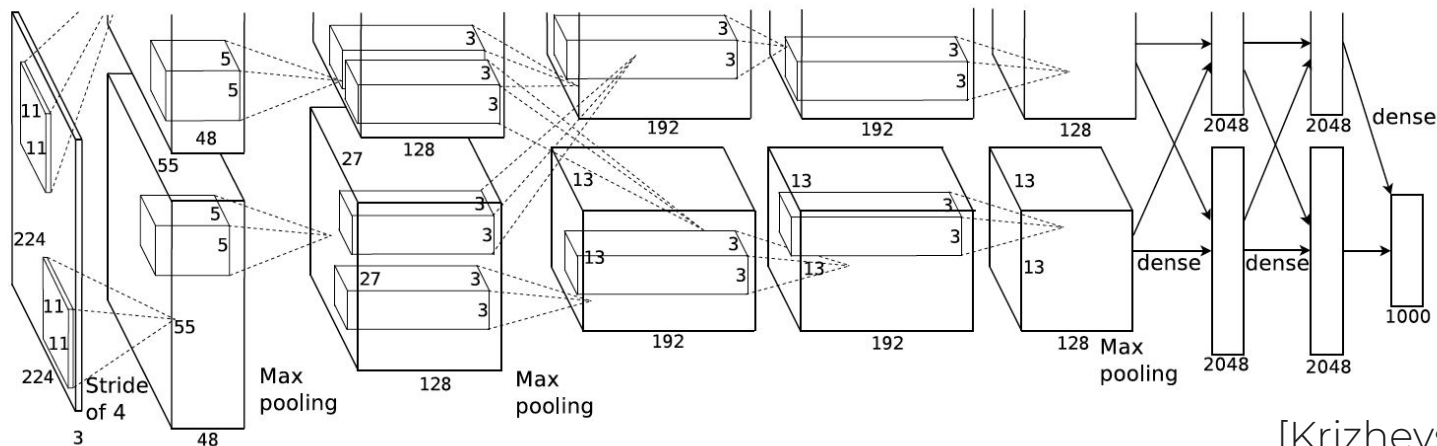


[LeNet-5, LeCun 1998]



[Krizhevsky et al. 2012]

AlexNet



[Krizhevsky et al. 2012]

Full (simplified) AlexNet architecture:

[227x227x3] INPUT

[55x55x96] **CONV1**: 96 11x11 filters at stride 4, pad 0

[27x27x96] **MAX POOL1**: 3x3 filters at stride 2

[27x27x96] **NORM1**: Normalization layer

[27x27x256] **CONV2**: 256 5x5 filters at stride 1, pad 2

[13x13x256] **MAX POOL2**: 3x3 filters at stride 2

[13x13x256] **NORM2**: Normalization layer

[13x13x384] **CONV3**: 384 3x3 filters at stride 1, pad 1

[13x13x384] **CONV4**: 384 3x3 filters at stride 1, pad 1

[13x13x256] **CONV5**: 256 3x3 filters at stride 1, pad 1

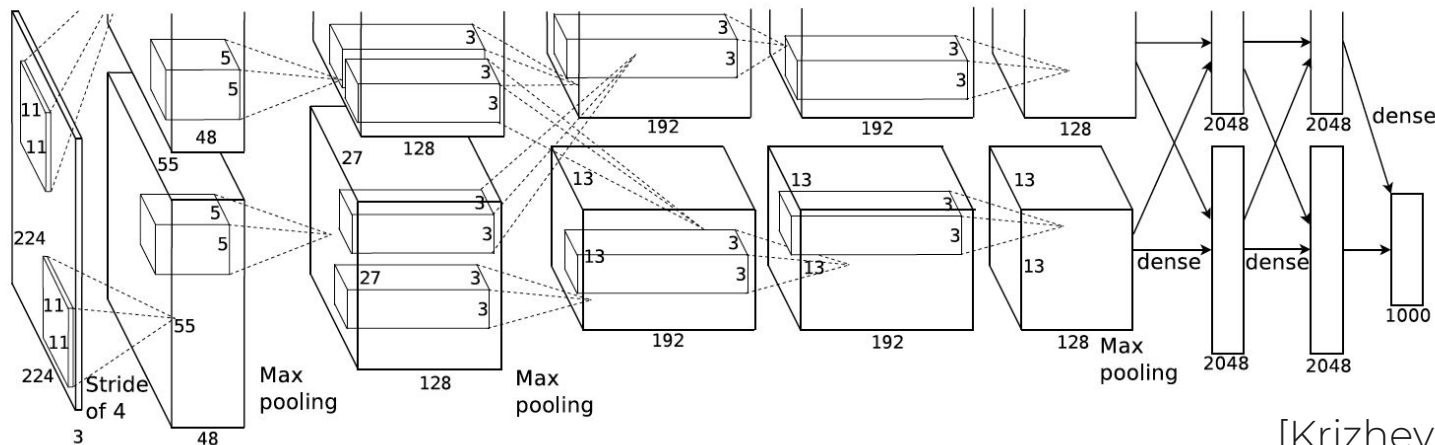
[6x6x256] **MAX POOL3**: 3x3 filters at stride 2

[4096] **FC6**: 4096 neurons

[4096] **FC7**: 4096 neurons

[1000] **FC8**: 1000 neurons (class scores)

AlexNet



[Krizhevsky et al. 2012]

Full (simplified) AlexNet architecture:

[227x227x3] INPUT

[55x55x96] **CONV1**: 96 11x11 filters at stride 4, pad 0

[27x27x96] **MAX POOL1**: 3x3 filters at stride 2

[27x27x96] **NORM1**: Normalization layer

[27x27x256] **CONV2**: 256 5x5 filters at stride 1, pad 2

[13x13x256] **MAX POOL2**: 3x3 filters at stride 2

[13x13x256] **NORM2**: Normalization layer

[13x13x384] **CONV3**: 384 3x3 filters at stride 1, pad 1

[13x13x384] **CONV4**: 384 3x3 filters at stride 1, pad 1

[13x13x256] **CONV5**: 256 3x3 filters at stride 1, pad 1

[6x6x256] **MAX POOL3**: 3x3 filters at stride 2

[4096] **FC6**: 4096 neurons

[4096] **FC7**: 4096 neurons

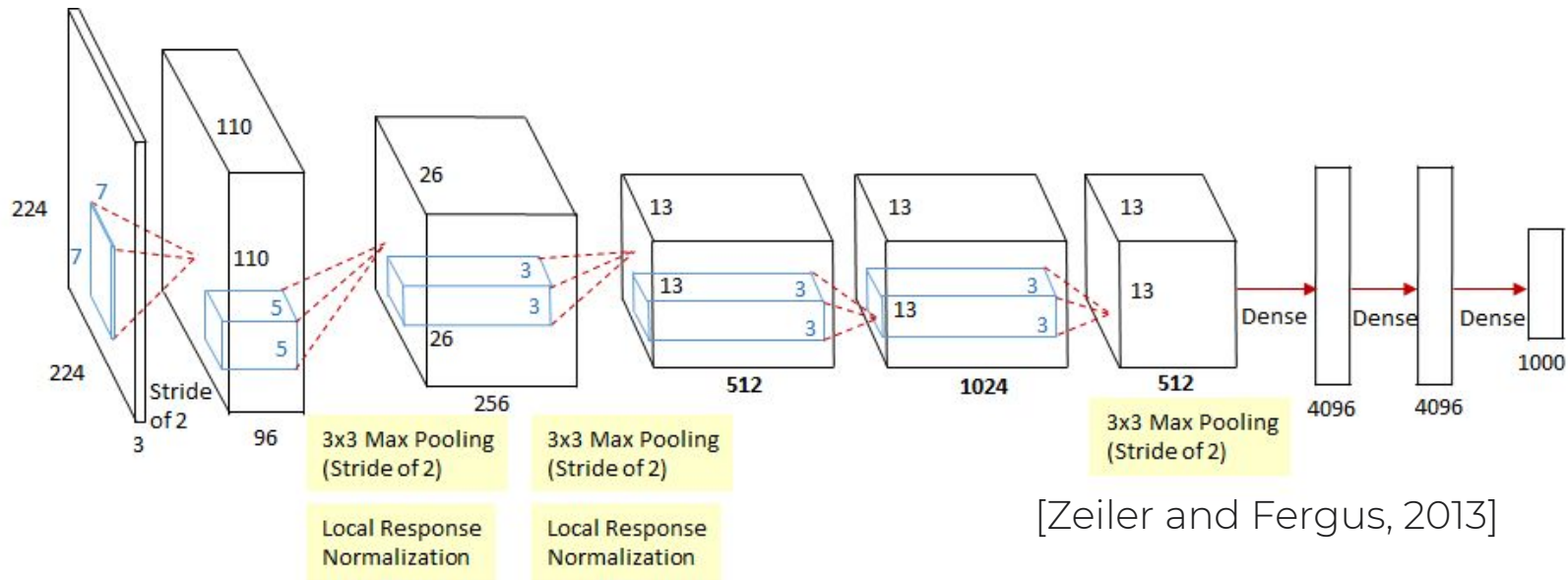
[1000] **FC8**: 1000 neurons (class scores)

Details/Retrospectives:

- first use of ReLU
- used Norm layers (not common anymore)
- heavy data augmentation
- dropout 0.5
- batch size 128
- SGD Momentum 0.9
- Learning rate 1e-2, reduced by 10 manually when val accuracy plateaus
- L2 weight decay 5e-4
- 7 CNN ensemble: 18.2% -> 15.4%

source

ZFNet



AlexNet but:

CONV1: change from (11x11 stride 4) to (7x7 stride 2)

CONV3,4,5: instead of 384, 384, 256 filters use 512, 1024, 512

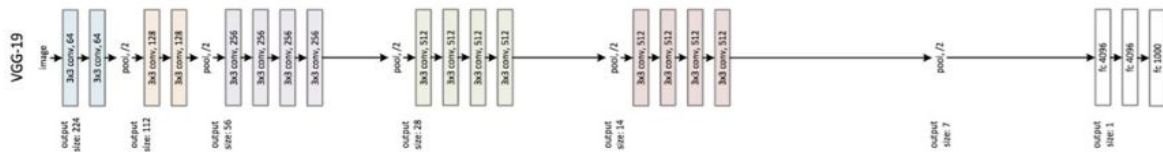
ImageNet top 5 error: 15.4% -> 14.8%

source

VGGNet



7.3% top 5 error



TOTAL memory: 24M * 4 bytes ~= 93MB / image (only forward! ~*2 for bwd)

TOTAL params: 138M parameters

ConvNet Configuration			
B	C	D	
13 weight layers	16 weight layers	16 weight layers	19
Input (224 × 224 RGB image)			
conv3-64	conv3-64	conv3-64	conv3-64
conv3-64	conv3-64	conv3-64	conv3-64
maxpool			
conv3-128	conv3-128	conv3-128	conv3-128
conv3-128	conv3-128	conv3-128	conv3-128
maxpool			
conv3-256	conv3-256	conv3-256	conv3-256
conv3-256	conv3-256	conv3-256	conv3-256
maxpool			
conv3-512	conv3-512	conv3-512	conv3-512
conv3-512	conv3-512	conv3-512	conv3-512
maxpool			
conv3-512	conv3-512	conv3-512	conv3-512
conv3-512	conv3-512	conv3-512	conv3-512
maxpool			
conv3-512	conv3-512	conv3-512	conv3-512
conv3-512	conv3-512	conv3-512	conv3-512
maxpool			
FC-4096			
FC-4096			
FC-1000			
soft-max			

source

VGGNet



INPUT: [224x224x3] memory: $224*224*3=150K$ params: 0 (not counting biases)

CONV3-64: [224x224x64] memory: $224*224*64=3.2M$ params: $(3*3*3)*64 = 1,728$

CONV3-64: [224x224x64] memory: $224*224*64=3.2M$ params: $(3*3*64)*64 = 36,864$

POOL2: [112x112x64] memory: $112*112*64=800K$ params: 0

CONV3-128: [112x112x128] memory: $112*112*128=1.6M$ params: $(3*3*64)*128 = 73,728$

CONV3-128: [112x112x128] memory: $112*112*128=1.6M$ params: $(3*3*128)*128 = 147,456$

POOL2: [56x56x128] memory: $56*56*128=400K$ params: 0

CONV3-256: [56x56x256] memory: $56*56*256=800K$ params: $(3*3*128)*256 = 294,912$

CONV3-256: [56x56x256] memory: $56*56*256=800K$ params: $(3*3*256)*256 = 589,824$

CONV3-256: [56x56x256] memory: $56*56*256=800K$ params: $(3*3*256)*256 = 589,824$

POOL2: [28x28x256] memory: $28*28*256=200K$ params: 0

CONV3-512: [28x28x512] memory: $28*28*512=400K$ params: $(3*3*256)*512 = 1,179,648$

CONV3-512: [28x28x512] memory: $28*28*512=400K$ params: $(3*3*512)*512 = 2,359,296$

CONV3-512: [28x28x512] memory: $28*28*512=400K$ params: $(3*3*512)*512 = 2,359,296$

POOL2: [14x14x512] memory: $14*14*512=100K$ params: 0

CONV3-512: [14x14x512] memory: $14*14*512=100K$ params: $(3*3*512)*512 = 2,359,296$

CONV3-512: [14x14x512] memory: $14*14*512=100K$ params: $(3*3*512)*512 = 2,359,296$

CONV3-512: [14x14x512] memory: $14*14*512=100K$ params: $(3*3*512)*512 = 2,359,296$

POOL2: [7x7x512] memory: $7*7*512=25K$ params: 0

FC: [1x1x4096] memory: 4096 params: $7*7*512*4096 = 102,760,448$

FC: [1x1x4096] memory: 4096 params: $4096*4096 = 16,777,216$

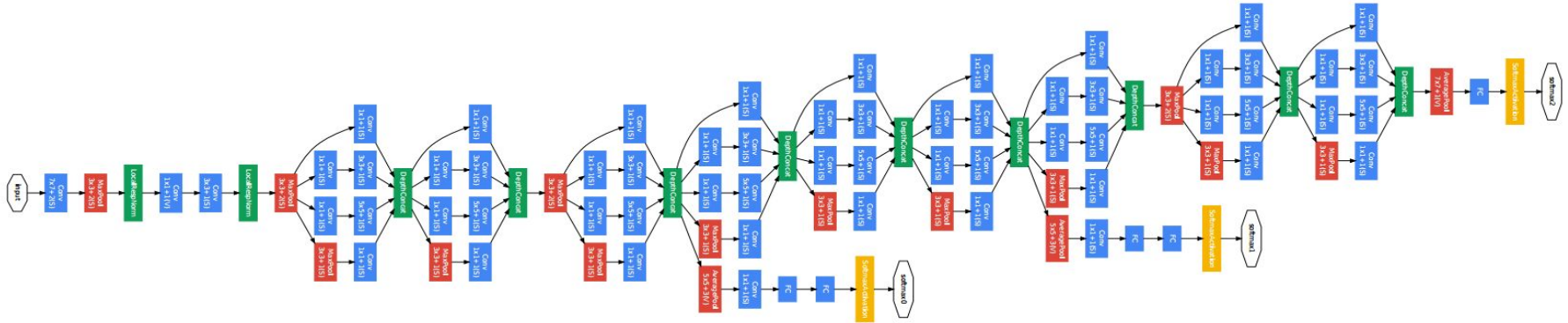
FC: [1x1x1000] memory: 1000 params: $4096*1000 = 4,096,000$

TOTAL memory: $24M * 4 \text{ bytes} \sim 93MB$ / image (only forward! ~ 2 for bwd)

TOTAL params: 138M parameters

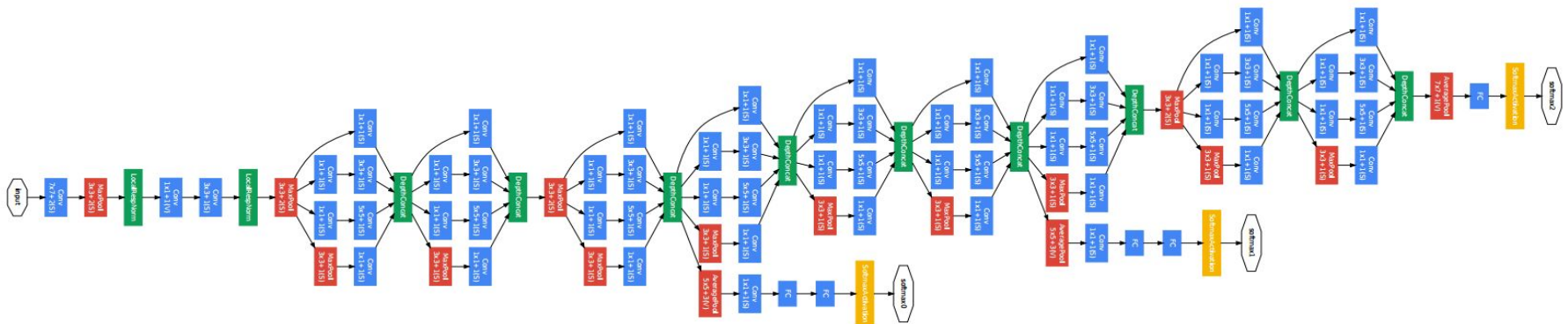
ConvNet Configuration			
B	C	D	
13 weight layers	16 weight layers	16 weight layers	19
put (224 × 224 RGB image)			
conv3-64	conv3-64	conv3-64	cc
conv3-64	conv3-64	conv3-64	cc
maxpool			
conv3-128	conv3-128	conv3-128	co
conv3-128	conv3-128	conv3-128	co
maxpool			
conv3-256	conv3-256	conv3-256	co
conv3-256	conv3-256	conv3-256	co
maxpool			
conv3-512	conv3-512	conv3-512	co
conv3-512	conv3-512	conv3-512	co
maxpool			
conv3-512	conv3-512	conv3-512	co
conv3-512	conv3-512	conv3-512	co
maxpool			
conv3-512	conv3-512	conv3-512	co
conv3-512	conv3-512	conv3-512	co
maxpool			
FC-4096			
FC-4096			
FC-1000			
soft-max			

GoogLeNet



[Szegedy et al., 2014]

GoogLeNet

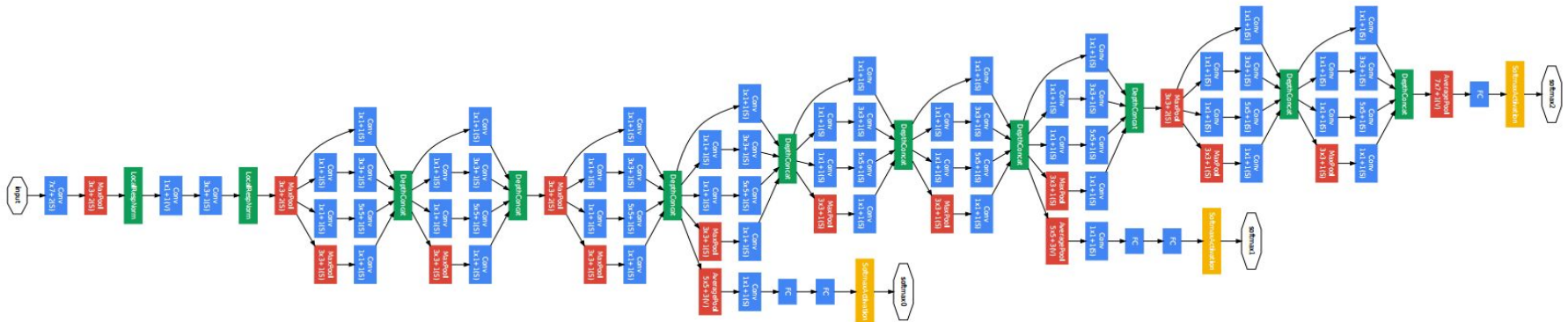


[Szegedy et al., 2014]

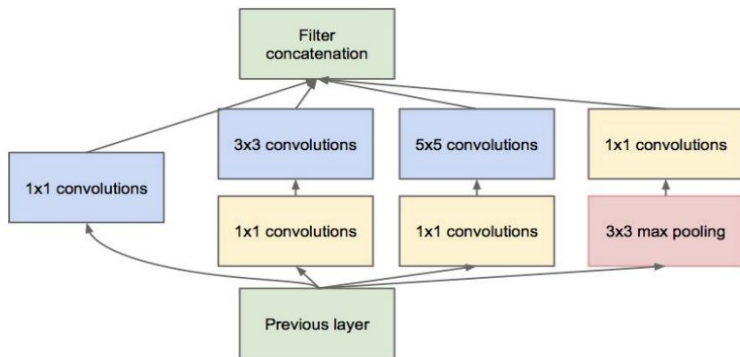


Inception module

GoogLeNet



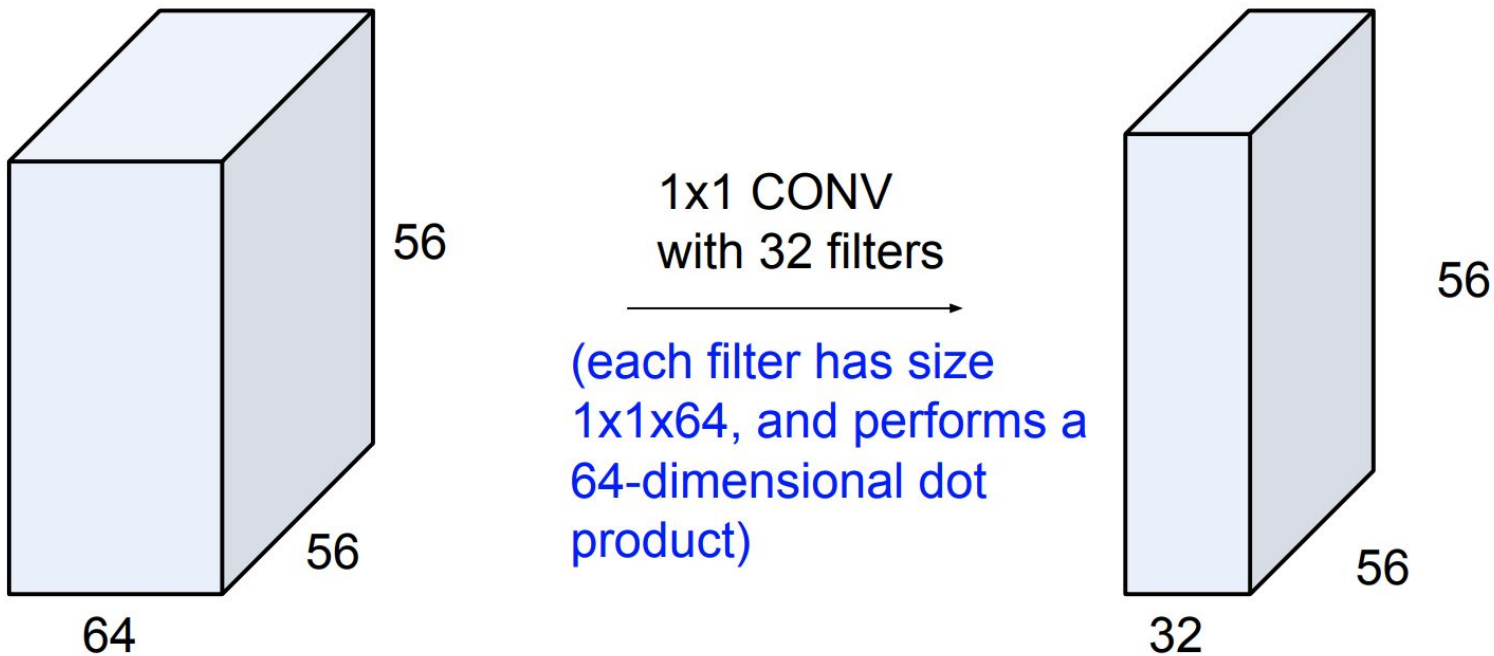
[Szegedy et al., 2014]



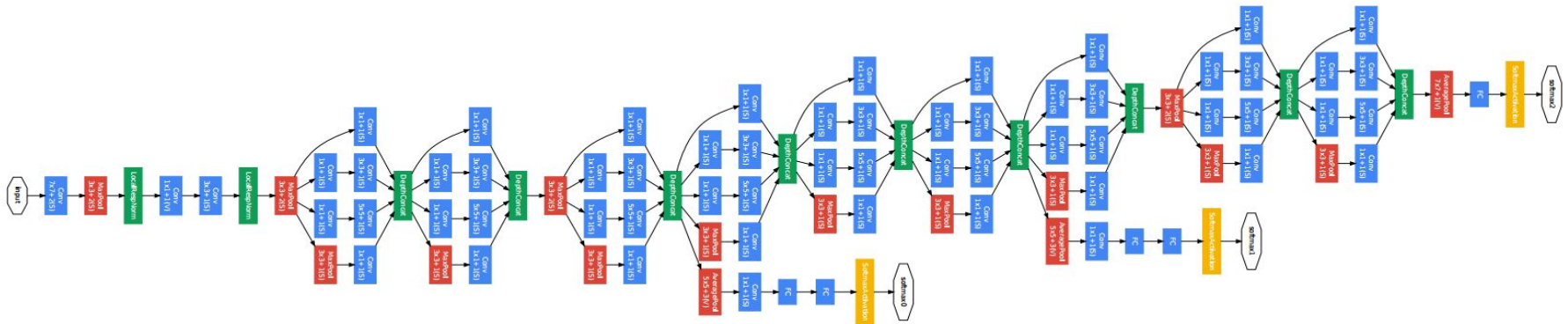
Inception module



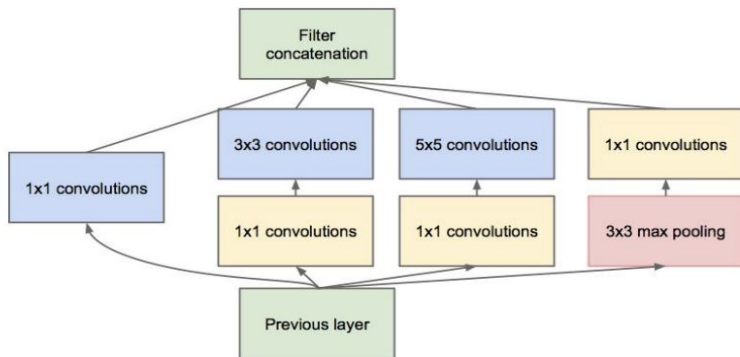
Once again: 1x1 convolutions



GoogLeNet



[Szegedy et al., 2014]

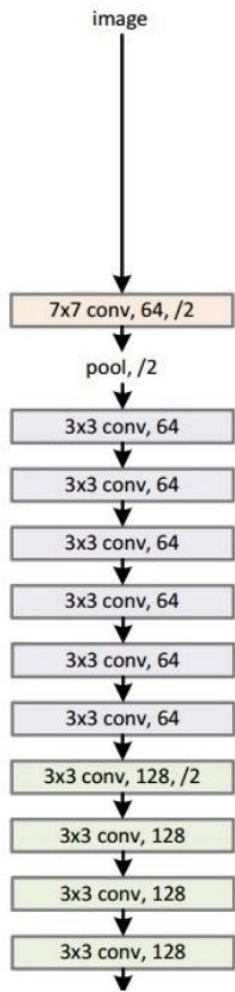


Inception module

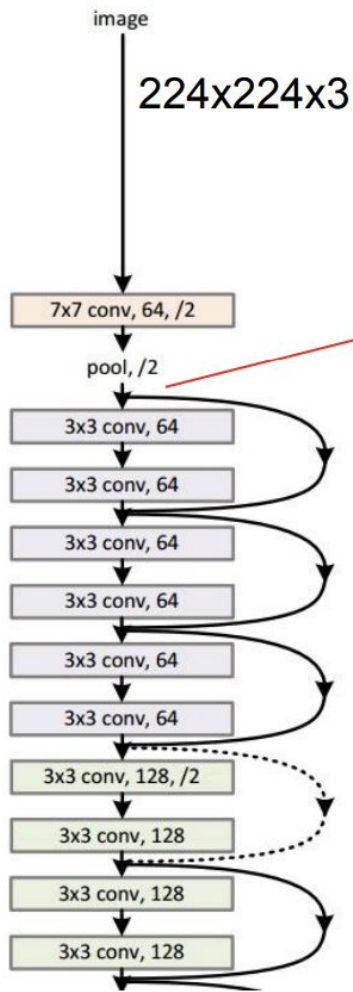
ILSVRC 2014 winner (6.7% top 5 error)



34-layer plain

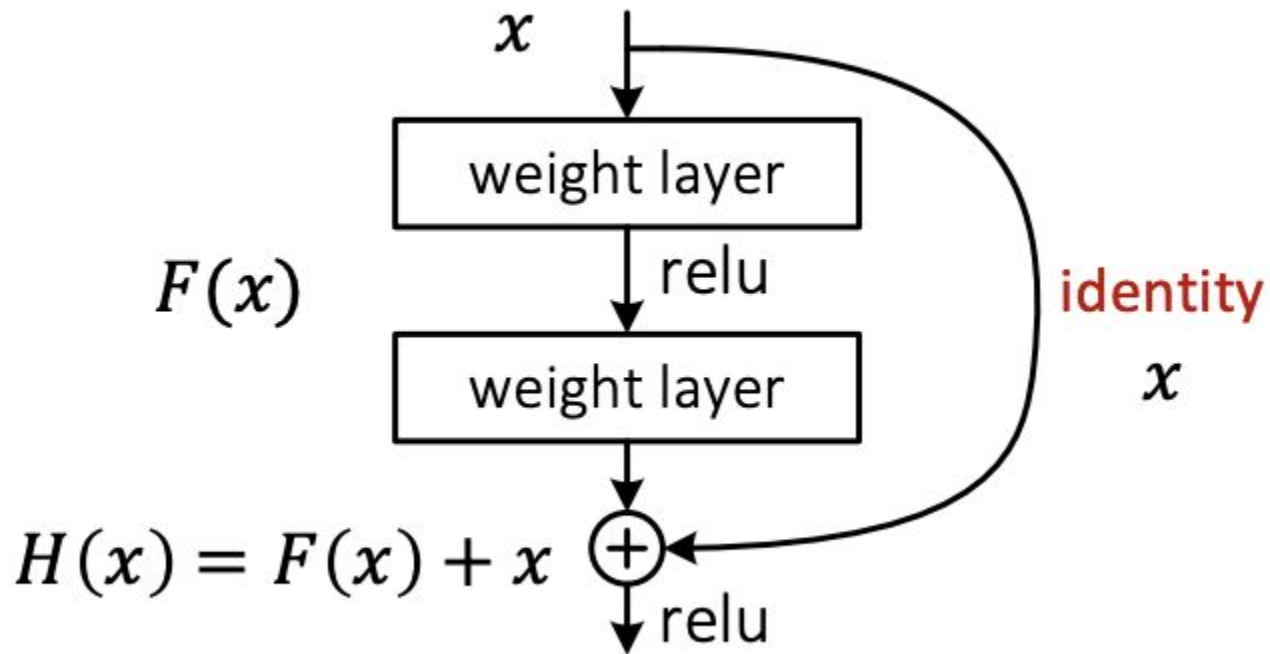


34-layer residual

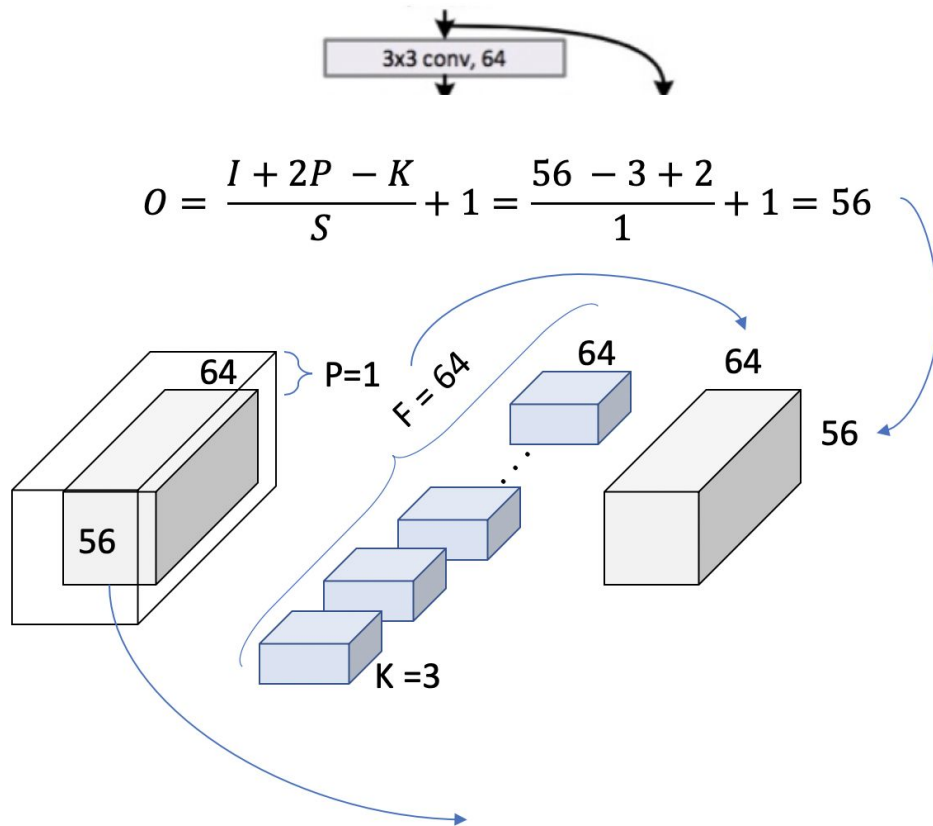


spatial dimension
only 56x56!

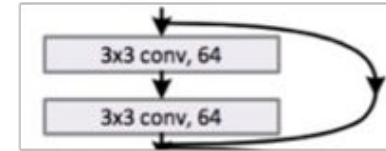
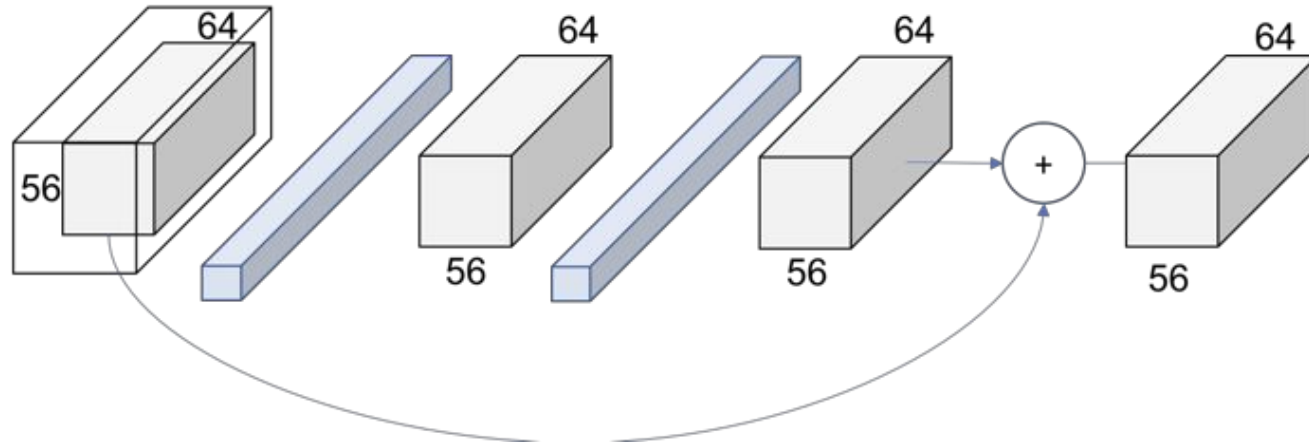
Residual Block



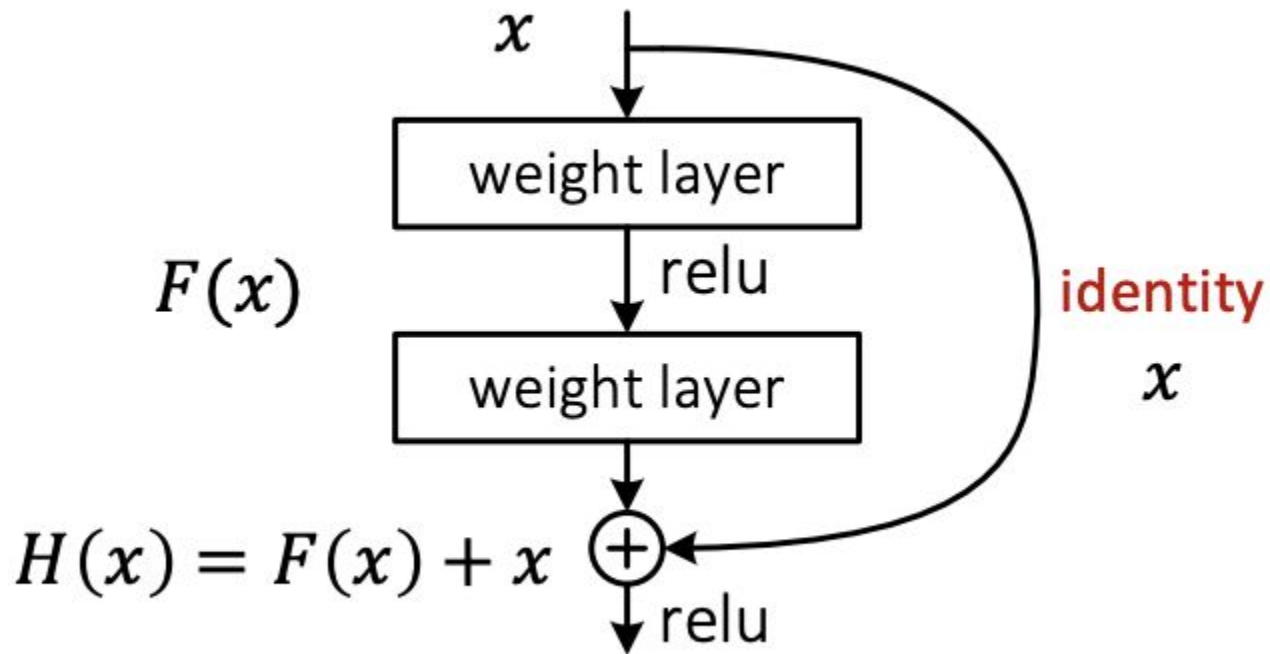
Residual Block




Residual Block



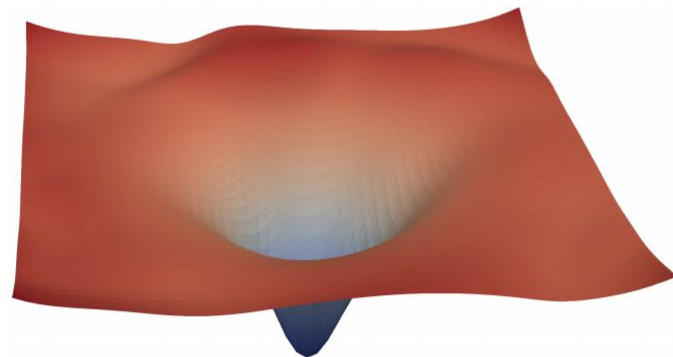
Residual Block



Residual Block



(a) without skip connections

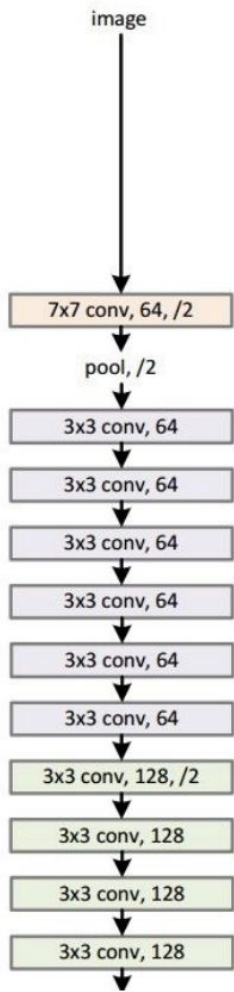


(b) with skip connections

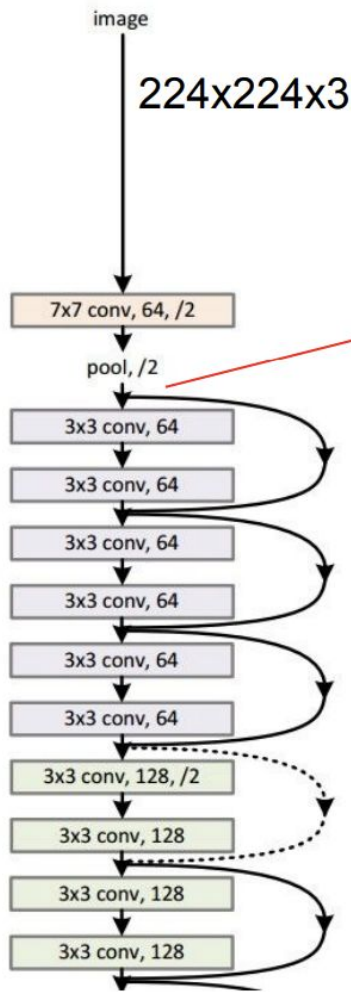
Figure 1: The loss surfaces of ResNet-56 with/without skip connections. The proposed filter normalization scheme is used to enable comparisons of sharpness/flatness between the two figures.



34-layer plain



34-layer residual



224x224x3

[He et al., 2015]

**spatial dimension
only 56x56!**

- Batch Normalization after every CONV layer
- Xavier/2 initialization from He et al.
- SGD + Momentum (0.9)
- Learning rate: 0.1, divided by 10 when validation error plateaus
- Mini-batch size 256
- Weight decay of 1e-5
- No dropout used

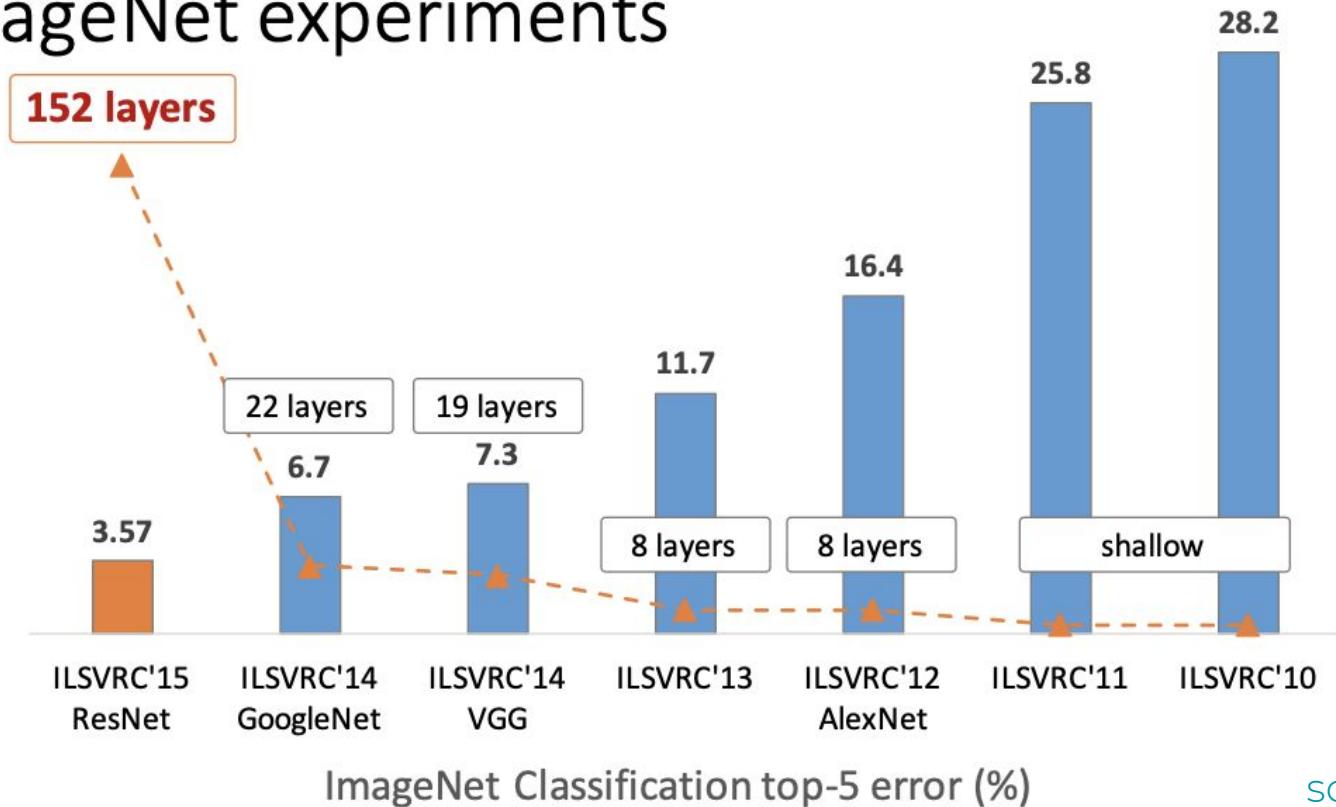
ILSVRC 2015 winner (3.6% top 5 error)

source

ResNet



ImageNet experiments



source



Vanishing gradient in non-RNN

Vanishing gradient is present in **all** deep neural network architectures.

- Due to chain rule / choice of nonlinearity function, gradient can become vanishingly small during backpropagation
- Lower levels are hard to train and are trained slower
- Potential solution: direct (or skip-) connections (just like in ResNet)

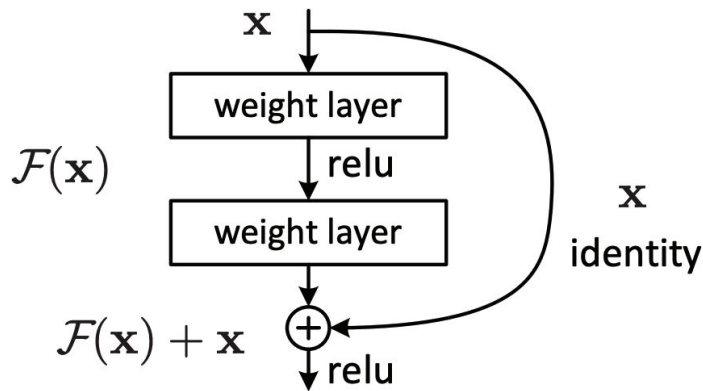


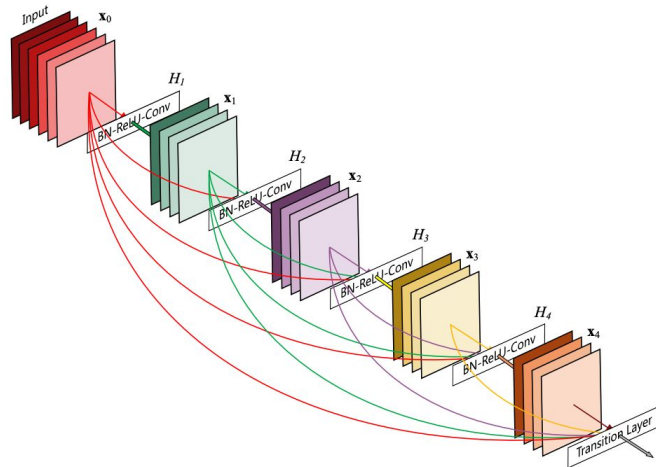
Figure 2. Residual learning: a building block.

Vanishing gradient in non-RNN

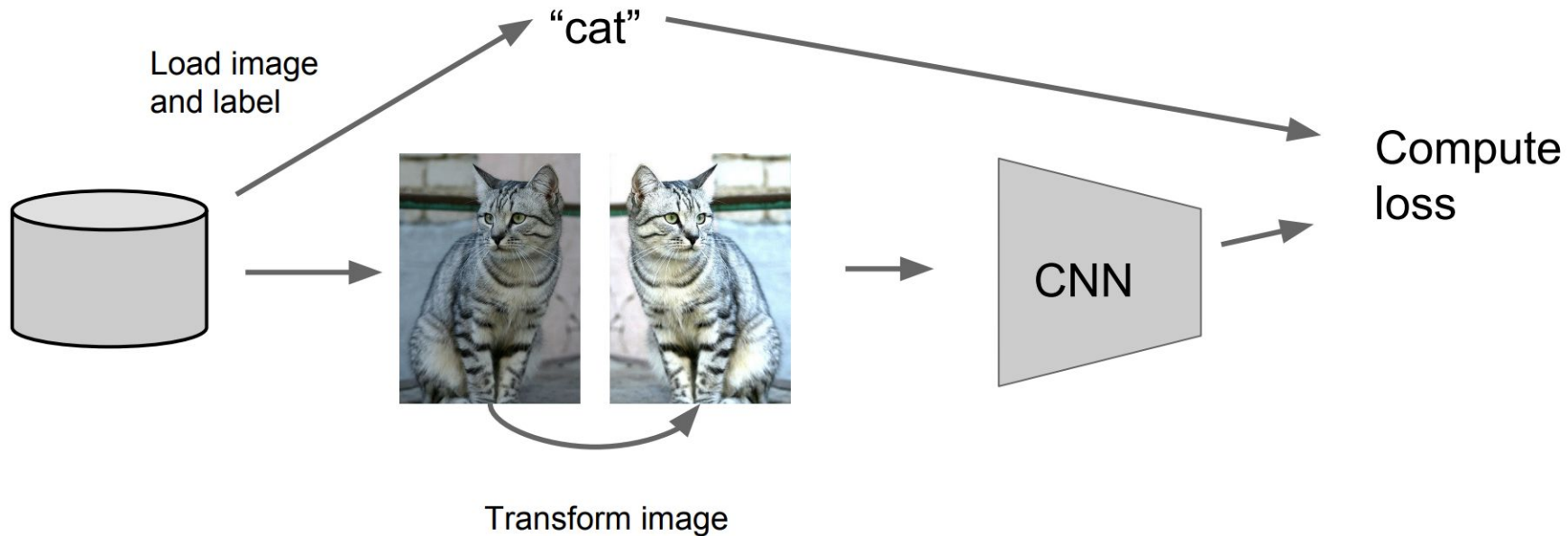


Vanishing gradient is present in **all** deep neural network architectures.

- Due to chain rule / choice of nonlinearity function, gradient can become vanishingly small during backpropagation
- Lower levels are hard to train and are trained slower
- Potential solution: dense connections (just like in DenseNet)



Recap: data augmentation



Summary



- ConvNets stack convolutional, pooling and dense layers
- Trend towards smaller filters and deeper architectures
- 1×1 convolutions are meaningful
- Humanity is already beaten on ImageNet.

Revise

Abstract white line art shapes on a blue background, consisting of several rounded, irregular polygons of varying sizes.

1. Convolutional layer structure.
2. Pooling layers.
3. Top architectures overview.

Thanks for attention!

Questions?



girafe
ai

