

Programming with Recursion



The Recursion Pattern

- **Recursion**: when a method calls itself
- Classic example: the **factorial** function:
$$n! = 1 \cdot 2 \cdot 3 \cdot \dots \cdot (n-1) \cdot n$$
- Recursive definition:

$$f(n) = \begin{cases} 1 & \text{if } n = 0 \\ n \cdot f(n-1) & \text{else} \end{cases}$$

- As a C++ method:

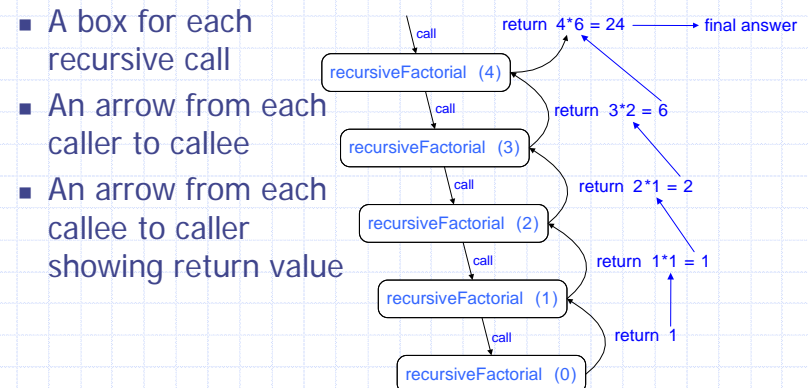
```
// recursive factorial function
int recursiveFactorial(int n) {
    if (n == 0) return 1; // basis case
    else return n * recursiveFactorial(n-1); // recursive case
}
```

Content of a Recursive Method

- **Base case(s)**
 - Values of the input variables for which we perform no recursive calls are called **base cases** (there should be at least one base case).
 - Every possible chain of recursive calls **must** eventually reach a base case.
- **Recursive calls**
 - Calls to the current method.
 - Each recursive call should be defined so that it makes progress towards a base case.


Visualizing Recursion

- **Recursion trace**
- **Example**



Example: English Ruler

- Print the ticks and numbers like an English ruler:

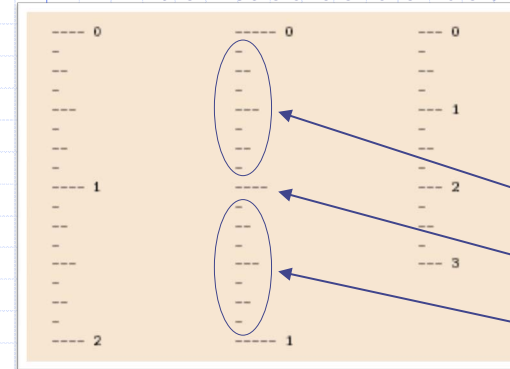


Using Recursion

drawTicks(length)

Input: length of a 'tick'

Output: ruler with tick of the given length in the middle and smaller rulers on either side



drawTicks(length)

if(length > 0) then

drawTicks(length - 1)

draw tick of the given length

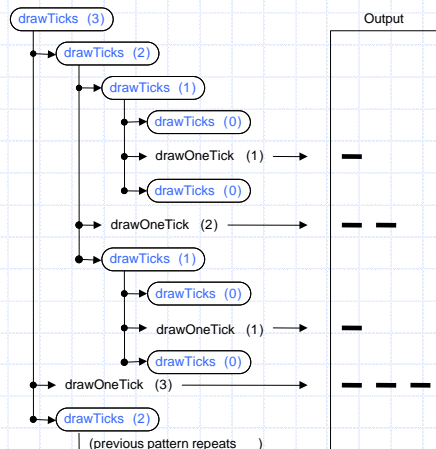
drawTicks(length - 1)

Recursive Drawing Method

- The drawing method is based on the following recursive definition

- An interval with a central tick length $L \geq 1$ consists of:

- An interval with a central tick length $L-1$
- A single tick of length L
- An interval with a central tick length $L-1$



C++ Implementation (1)

// draw ruler

```
void drawRuler(int nInches, int majorLength) {
    drawOneTick(majorLength, 0); // draw tick 0 and its label
    for (int i = 1; i <= nInches; i++) {
        drawTicks(majorLength-1); // draw ticks for this inch
        drawOneTick(majorLength, i); // draw tick i and its label
    }
}
```

// draw ticks of given length

```
void drawTicks(int tickLength) {
    if (tickLength > 0) {
        drawTicks(tickLength-1); // stop when length drops to 0
        drawOneTick(tickLength); // recursively draw left ticks
        drawTicks(tickLength-1); // draw center tick
    }
}
```

C++ Implementation (2)

// draw a tick with no label

```
void drawOneTick(int tickLength) {  
    drawOneTick(tickLength, -1);  
}
```

// draw one tick

```
void drawOneTick(int tickLength, int tickLabel) {  
    for (int i = 0; i < tickLength; i++)  
        cout << "-";  
    if (tickLabel >= 0) cout << " " << tickLabel;  
    cout << "\n";  
}
```