


Using Recursion



The Recursion Pattern

- **Recursion:** when a method calls itself
- Classic example--the factorial function:
 - $n! = 1 \cdot 2 \cdot 3 \cdot \dots \cdot (n-1) \cdot n$
- Recursive definition:

$$f(n) = \begin{cases} 1 & \text{if } n = 0 \\ n \cdot f(n-1) & \text{else} \end{cases}$$

- As a C++ method:


```
// recursive factorial function
int recursiveFactorial(int n) {
    if (n == 0) return 1; // basis case
    else return n * recursiveFactorial(n-1); // recursive case
}
```

Linear Recursion

- **Test for base cases**
 - Begin by testing for a set of base cases (there should be at least one).
 - Every possible chain of recursive calls **must** eventually reach a base case, and the handling of each base case should not use recursion.
- **Recur once**
 - Perform a single recursive call
 - This step may have a test that decides which of several possible recursive calls to make, but it should ultimately make just one of these calls
 - Define each possible recursive call so that it makes progress towards a base case.

Example of Linear Recursion

Algorithm LinearSum(A, n):

Input:

A integer array A and an integer $n = 1$, such that A has at least n elements

Output:

The sum of the first n integers in A

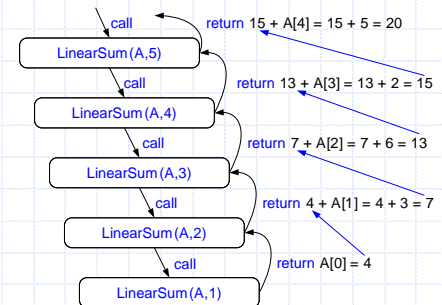
if $n = 1$ **then**

return $A[0]$

else

return LinearSum($A, n - 1$) + $A[n - 1]$

Example recursion trace:



Reversing an Array

Algorithm ReverseArray(A, i, j):

Input: An array A and nonnegative integer indices i and j

Output: The reversal of the elements in A starting at index i and ending at j

if $i < j$ **then**

Swap $A[i]$ and $A[j]$

ReverseArray($A, i + 1, j - 1$)

return

Defining Arguments for Recursion

- In creating recursive methods, it is important to define the methods in ways that facilitate recursion.
- This sometimes requires we define additional parameters that are passed to the method.
- For example, we defined the array reversal method as ReverseArray(A, i, j), not ReverseArray(A).

Computing Powers

- The power function, $p(x, n) = x^n$, can be defined recursively:

$$p(x, n) = \begin{cases} 1 & \text{if } n = 0 \\ x \cdot p(x, n-1) & \text{else} \end{cases}$$

- This leads to a power function that runs in $O(n)$ time (for we make n recursive calls).
- We can do better than this, however.

Recursive Squaring

- We can derive a more efficient linearly recursive algorithm by using repeated squaring:

$$p(x, n) = \begin{cases} 1 & \text{if } x = 0 \\ x \cdot p(x, (n-1)/2)^2 & \text{if } x > 0 \text{ is odd} \\ p(x, n/2)^2 & \text{if } x > 0 \text{ is even} \end{cases}$$

- For example,

$$2^4 = 2^{(4/2)^2} = (2^{4/2})^2 = (2^2)^2 = 4^2 = 16$$

$$2^5 = 2^{1+(4/2)^2} = 2(2^{4/2})^2 = 2(2^2)^2 = 2(4^2) = 32$$

$$2^6 = 2^{(6/2)^2} = (2^{6/2})^2 = (2^3)^2 = 8^2 = 64$$

$$2^7 = 2^{1+(6/2)^2} = 2(2^{6/2})^2 = 2(2^3)^2 = 2(8^2) = 128.$$

Recursive Squaring Method

Algorithm `Power(x, n)`:

Input: A number x and integer $n = 0$

Output: The value x^n

```
if  $n = 0$  then
    return 1
if  $n$  is odd then
     $y = \text{Power}(x, (n - 1)/2)$ 
    return  $x \cdot y \cdot y$ 
else
     $y = \text{Power}(x, n/2)$ 
    return  $y \cdot y$ 
```

Analysis

Algorithm `Power(x, n)`:

Input: A number x and integer $n = 0$

Output: The value x^n

```
if  $n = 0$  then
    return 1
if  $n$  is odd then
     $y = \text{Power}(x, (n - 1)/2)$ 
    return  $x \cdot y \cdot y$ 
else
     $y = \text{Power}(x, n/2)$ 
    return  $y \cdot y$ 
```

Each time we make a recursive call we halve the value of n ; hence, we make $\log n$ recursive calls. That is, this method runs in $O(\log n)$ time.

It is important that we use a variable twice here rather than calling the method twice.

Tail Recursion

- Tail recursion occurs when a linearly recursive method makes its recursive call as its last step.
- The array reversal method is an example.
- Such methods can be easily converted to non-recursive methods (which saves on some resources).
- Example:

Algorithm `IterativeReverseArray(A, i, j)`:


Input: An array A and nonnegative integer indices i and j

Output: The reversal of the elements in A starting at index i and ending at j

```
while  $i < j$  do
    Swap  $A[i]$  and  $A[j]$ 
     $i = i + 1$ 
     $j = j - 1$ 
return
```

Binary Recursion

- Binary recursion occurs whenever there are **two** recursive calls for each non-base case.
- Example: the `DrawTicks` method for drawing ticks on an English ruler.



A Binary Recursive Method for Drawing Ticks

```
// draw a tick with no label
public static void drawOneTick(int tickLength) { drawOneTick(tickLength, -1); }
// draw one tick
public static void drawOneTick(int tickLength, int tickLabel) {
    for (int i = 0; i < tickLength; i++)
        System.out.print("-");
    if (tickLabel >= 0) System.out.print(" " + tickLabel);
    System.out.print("\n");
}
public static void drawTicks(int tickLength) { // draw ticks of given length
    if (tickLength > 0) { // stop when length drops to 0
        drawTicks(tickLength-1); // recursively draw left ticks
        drawOneTick(tickLength); // draw center tick
        drawTicks(tickLength-1); // recursively draw right ticks
    }
}
public static void drawRuler(int nInches, int majorLength) { // draw ruler
    drawOneTick(majorLength, 0); // draw tick 0 and its label
    for (int i = 1; i <= nInches; i++) {
        drawTicks(majorLength-1); // draw ticks for this inch
        drawOneTick(majorLength, i); // draw tick i and its label
    }
}
```

Note the two recursive calls

Another Binary Recursive Method

- Problem: add all the numbers in an integer array A :

Algorithm BinarySum(A, i, n):

Input: An array A and integers i and n

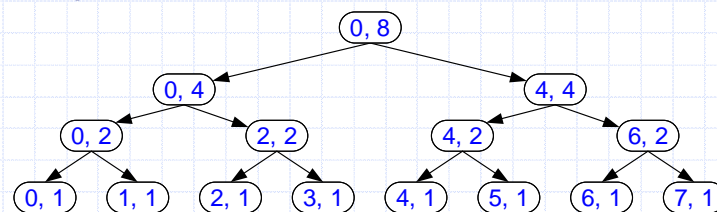
Output: The sum of the n integers in A starting at index i

if $n = 1$ **then**

return $A[i]$

return BinarySum($A, i, n/2$) + BinarySum($A, i + n/2, n/2$)

- Example trace:



Computing Fibonacci Numbers

- Fibonacci numbers are defined recursively:

$$F_0 = 0$$

$$F_1 = 1$$

$$F_i = F_{i-1} + F_{i-2} \quad \text{for } i > 1.$$

- Recursive algorithm (first attempt):

Algorithm BinaryFib(k):

Input: Nonnegative integer k

Output: The k th Fibonacci number F_k

if $k = 1$ **then**

return k

else

return BinaryFib($k - 1$) + BinaryFib($k - 2$)

Analysis

- Let n_k be the number of recursive calls by BinaryFib(k)

- $n_0 = 1$

- $n_1 = 1$

- $n_2 = n_1 + n_0 + 1 = 1 + 1 + 1 = 3$

- $n_3 = n_2 + n_1 + 1 = 3 + 1 + 1 = 5$

- $n_4 = n_3 + n_2 + 1 = 5 + 3 + 1 = 9$

- $n_5 = n_4 + n_3 + 1 = 9 + 5 + 1 = 15$

- $n_6 = n_5 + n_4 + 1 = 15 + 9 + 1 = 25$

- $n_7 = n_6 + n_5 + 1 = 25 + 15 + 1 = 41$

- $n_8 = n_7 + n_6 + 1 = 41 + 25 + 1 = 67$

- Note that n_k at least doubles every other time

- That is, $n_k > 2^{k/2}$. It is exponential!

A Better Fibonacci Algorithm

- Use linear recursion instead

Algorithm `LinearFibonacci(k)`:

Input: A nonnegative integer k

Output: Pair of Fibonacci numbers (F_k, F_{k-1})

if $k = 1$ **then**

return $(k, 0)$

else

$(i, j) = \text{LinearFibonacci}(k - 1)$

return $(i + j, i)$

- `LinearFibonacci` makes $k-1$ recursive calls

Multiple Recursion

- Motivating example:

- summation puzzles

♦ $pot + pan = bib$

♦ $dog + cat = pig$

♦ $boy + girl = baby$

- Multiple recursion:

- makes potentially many recursive calls
- not just one or two

Algorithm for Multiple Recursion

Algorithm `PuzzleSolve(k,S,U)`:

Input: Integer k , sequence S , and set U (universe of elements to test)

Output: Enumeration of all k -length extensions to S using elements in U without repetitions

for all e **in** U **do**

 Remove e from U { e is now being used}

 Add e to the end of S

if $k = 1$ **then**

 Test whether S is a configuration that solves the puzzle

if S solves the puzzle **then**

return "Solution found: " S

else

`PuzzleSolve`($k - 1, S, U$)

 Add e back to U { e is now unused}

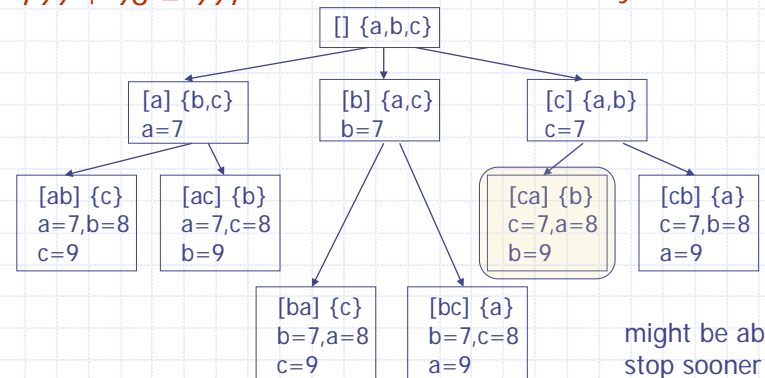
 Remove e from the end of S

Example

$cbb + ba = abc$

$799 + 98 = 997$

a, b, c stand for 7,8,9; not necessarily in that order



might be able to stop sooner

Visualizing PuzzleSolve

