

Android Roadmap

- We are in [CIS Team](#) introduce to you the best road to help you to learn Android Track [by Java Programming Language](#)



CIS Team

- **Android** :is a mobile operating system [based on a modified version of the Linux kernel](#) and other open source software, designed primarily for [touchscreen](#) mobile devices such as [smartphones](#) and [tablets](#).



➤ Notes:


- We Recommend to read more and more about Android and his History
- We recommend to you first to have good Knowledge about:

1. OOP
2. Database
3. Operating System

➤ **This roadmap would consist of levels:**

1. **Level 0:** to learn java language to be prepared for Android fields.
2. **Level 1:** learn the basics.
3. **Level 2:** learn how to develop a Small app using local database (Sqlite,room).
4. **Level 3:** learn haw to get data from server (Networking ,firebase)
- 5 **level 4:** .dealing with fragment ,gps and publishing your app

Level 0 :



Java is a [high-level, class-based, object-oriented programming language](#) that is designed to have as few implementation [dependencies](#) as possible. It is a [general-purpose](#) programming language intended to let [application developers](#) *write once*.

➤ Java Programming Language Resources:

1. Abdullah aid

- [Java101](#)
- [Java102](#)
- [Java103](#)
- [Java104](#)

2. Hassouna Academy

- [Course](#)

✓ We recommend problem solving its very very important to you in this level
Level 1:

Understand android basics Views UI is all what & View Groups matters to the user •




- ✓ In this level we will learn principle of designing user interface, interacting with design and dealing with multi-screen in app

➤ Resources:

- [user Interface Course](#)
 - [User Input](#)
 - [Multiscreen](#)
- ✓ Try to make Calculator app with what you learned for example or any task for improving your skill

Level 2:

✓ **First we will learn recycler view:**



- ✓ **RecyclerView** makes it easy to efficiently display large sets of data. You supply the data and define how each item looks, and the RecyclerView library dynamically creates the elements when they're needed.

➤ **Resources:**

- [Coding with nerds](#)
- [Coding with flow](#)



DATA STORAGE ON ANDROID

A photograph of a modern hotel room with a large bed, a desk, and a window overlooking a city at night. The text "BEGINNERS GUIDE" is overlaid in white.

BEGINNERS GUIDE

- ✓ **SQLite** is [a relational database management system](#) (RDBMS) contained in a [C library](#). In contrast to many other database management systems, SQLite is not [a client-server](#) database engine. Rather, it is embedded into the end program.



- ✓ In this level you will learn about data storage in android but we recommend to you to refresh the basic of database

➤ **Resources:**

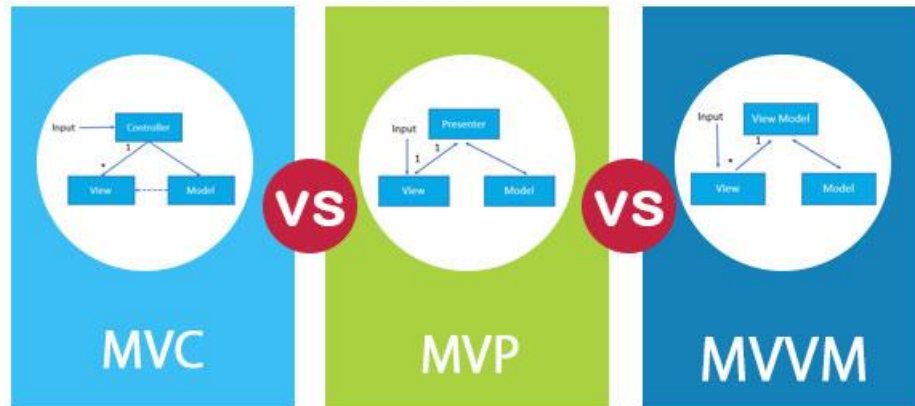
- [Database basic](#)
- [Database crash course](#)

- ✓ Now can go in sql lite database in android

➤ **Resources:**

- [Data Storage](#)
- [anther](#) (first 6 videos)

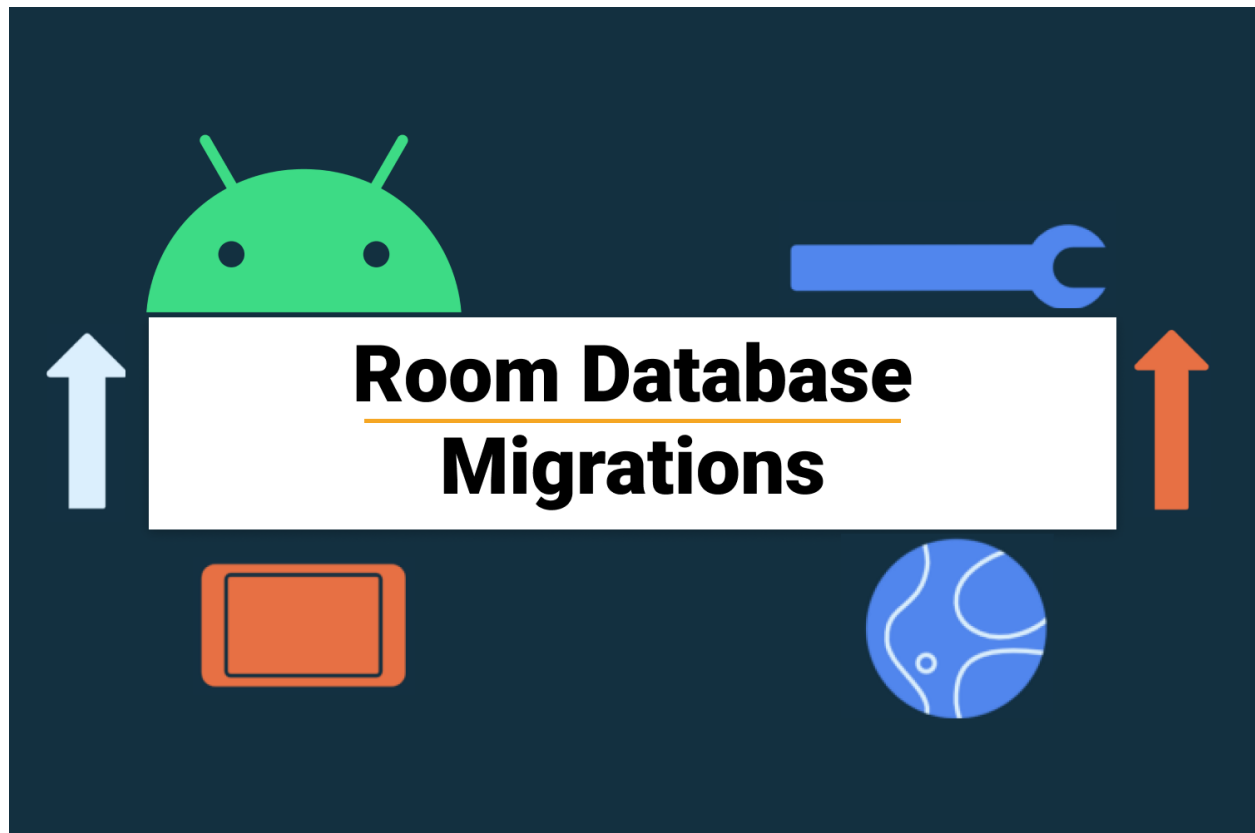
✓ Now we will learn architecture patterns



✓ An **architectural pattern** is a general, reusable solution to a commonly occurring problem in [software architecture](#) within a given context.^[1] The architectural patterns address various issues in [software engineering](#), such as [computer hardware](#) performance limitations, [high availability](#) and minimization of a [business risk](#). Some architectural patterns have been implemented within [software frameworks](#).

➤ **Resources:**

- [Coding with nerds](#)
- Coding with flow



- ✓ The Room persistence library provides an abstraction layer over SQLite to allow for more robust database access while harnessing the full power of SQLite.

➤ **Resources :**

- [Coding with nerds](#)
- [Coding with flow](#)
- [khadijah tech](#)

- ✓ **Now can do notes app using room database**

- Level 3:

➤ First we will know concept of json

What is { JSON }?



```
{
  "firstName": "John",
  "lastName": "Smith",
  "isAlive": true,
  "age": 27,
  "address": {
    "streetAddress": "21 2nd Street",
    "city": "New York",
    "state": "NY",
    "postalCode": "10021-3100"
  },
  "phoneNumbers": [
    {
      "type": "home",
      "number": "212 555-1234"
    },
    {
      "type": "office",
      "number": "646 555-4567"
    },
    {
      "type": "mobile",
      "number": "123 456-7890"
    }
  ],
  "children": [],
  "spouse": null
}
```

JSON (JavaScript Object Notation) is an [open standard file format](#) and [data interchange](#) format that uses [human-readable](#) text to store and transmit data objects consisting of [attribute–value pairs](#) and [arrays](#) (or other [serializable](#) values). It is a common [data](#) format with a diverse range of functionality in [data interchange](#) including communication of [web applications](#) with [servers](#).

➤ Resources:

- [Coding with flow](#)

- ✓ Then we will learn networking usinh http request and retrofit library

➤ **Resources:**

- [Udacity](#)
- [Retrofit](#)



Firestore is a platform developed by Google for creating [mobile](#) and [web](#) applications. It was originally an independent company founded in 2011.^[1] In 2014, Google acquired the platform^[2] and it is now their flagship offering for app development.

➤ **Resources:**

- [Coding with flow](#)

Level 4 :

➤ [udacity](#)

✓ Learn more and more.....